

# ST REGIS

DOWNTOWN • DUBAI

THE RESIDENCES

TOWER 1

## 2 BEDROOM TYPE C1

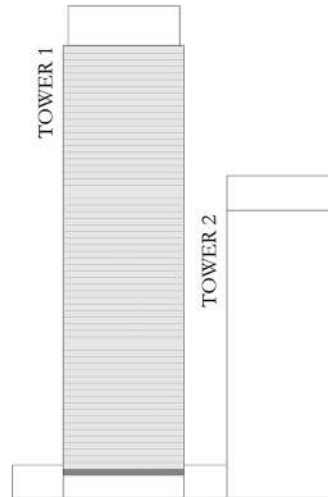
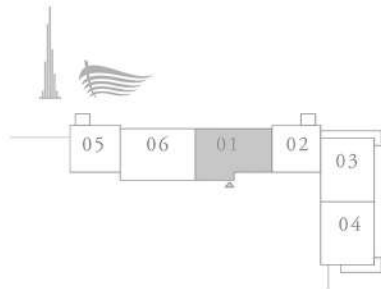
UNIT 01 | LEVEL PODIUM 2

SUITE AREA	1136.13 SQ.FT.	105.55 SQ.M.
BALCONY AREA	0 SQ.FT.	0 SQ.M.
TOTAL AREA	1136.13 SQ.FT.	105.55 SQ.M.



KEY PLAN LEVEL  
PODIUM 2

KEY SECTION



# ST REGIS

DOWNTOWN • DUBAI

THE RESIDENCES

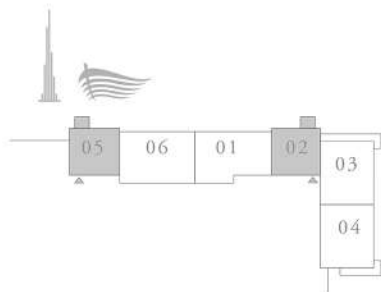
TOWER 1

## 1 BEDROOM TYPE F

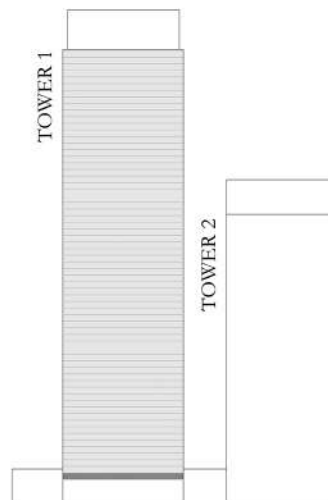
UNITS 02 & 05 | LEVEL PODIUM 2

SUITE AREA	750.78 SQ.FT.	69.75 SQ.M.
BALCONY AREA	56.62 SQ.FT.	5.26 SQ.M.
TOTAL AREA	807.40 SQ.FT.	75.01 SQ.M.

KEY PLAN LEVEL  
PODIUM 2



KEY SECTION



# ST REGIS

DOWNTOWN • DUBAI

THE RESIDENCES

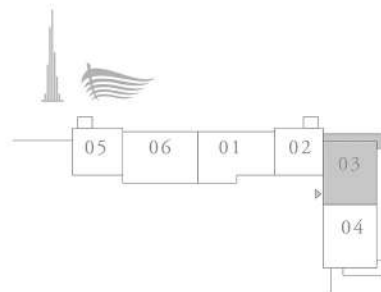
TOWER 1

## 2 BEDROOM TYPE A 1

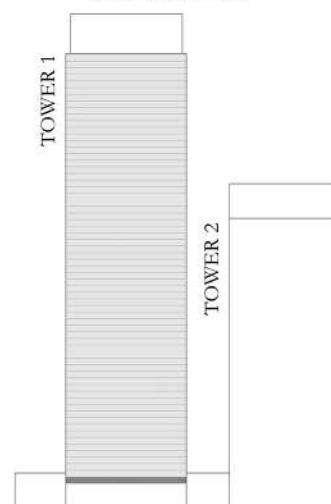
UNIT 03 | LEVEL PODIUM 2

SUITE AREA	1071.22 SQ.FT.	99.52 SQ.M.
BALCONY AREA	157.05 SQ.FT.	14.59 SQ.M.
TOTAL AREA	1228.27 SQ.FT.	114.11 SQ.M.

KEY PLAN LEVEL  
PODIUM 2



KEY SECTION



# ST REGIS

DOWNTOWN • DUBAI

THE RESIDENCES

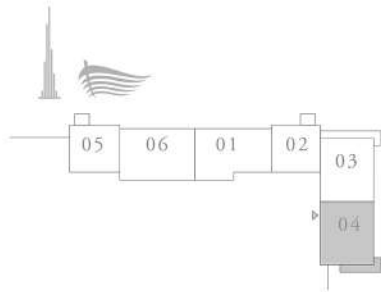
TOWER 1

## 2 BEDROOM TYPE A

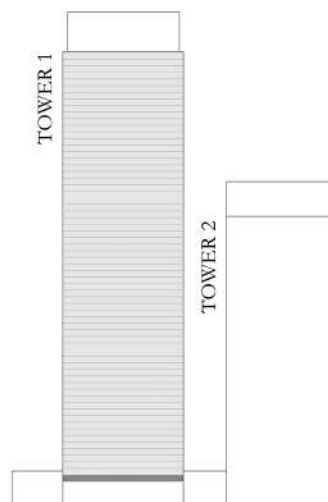
UNIT 04 | LEVEL PODIUM 2

SUITE AREA	1058.09 SQ.FT.	98.30 SQ.M.
BALCONY AREA	118.62 SQ.FT.	11.02 SQ.M.
TOTAL AREA	1176.71 SQ.FT.	109.32 SQ.M.

KEY PLAN LEVEL  
PODIUM 2



KEY SECTION



# ST REGIS

DOWNTOWN • DUBAI

THE RESIDENCES

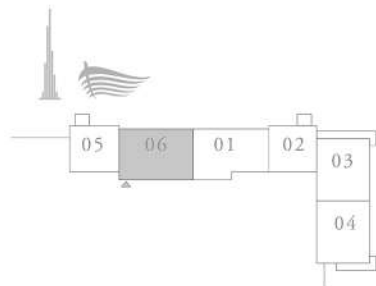
TOWER 1

## 2 BEDROOM TYPE B1

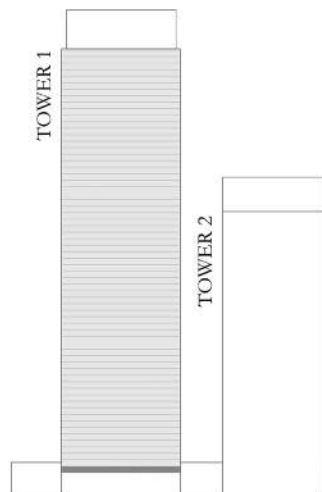
UNIT 06 | LEVEL PODIUM 2

SUITE AREA	1244.63 SQ.FT.	115.63 SQ.M.
BALCONY AREA	0 SQ.FT.	0 SQ.M.
TOTAL AREA	1244.63 SQ.FT.	115.63 SQ.M.

KEY PLAN LEVEL  
PODIUM 2



KEY SECTION



# ST REGIS

DOWNTOWN • DUBAI

THE RESIDENCES

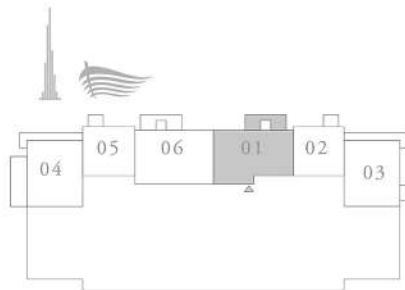
TOWER 1

## 2 BEDROOM TYPE C

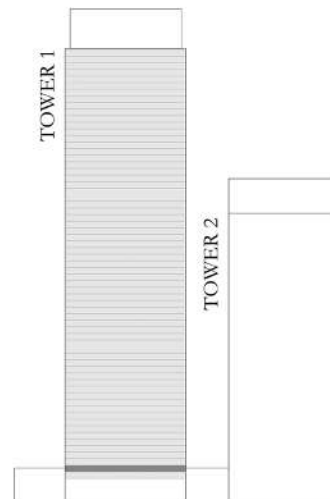
UNIT 01 | LEVEL PODIUM 3

SUITE AREA	1134.30 SQ.FT.	105.38 SQ.M.
BALCONY AREA	167.16 SQ.FT.	15.53 SQ.M.
TOTAL AREA	1301.46 SQ.FT.	120.91 SQ.M.

KEY PLAN LEVEL  
PODIUM 3



KEY SECTION



# ST REGIS

DOWNTOWN • DUBAI

THE RESIDENCES

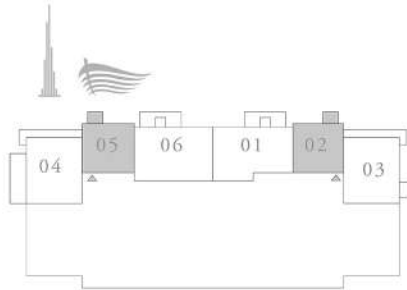
TOWER 1

## 1 BEDROOM TYPE F

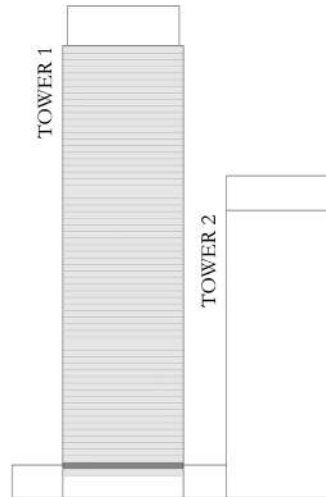
UNITS 02 & 05 | LEVEL PODIUM 3

SUITE AREA	751.21 SQ.FT.	69.79 SQ.M.
BALCONY AREA	56.19 SQ.FT.	5.22 SQ.M.
TOTAL AREA	807.40 SQ.FT.	75.01 SQ.M.

KEY PLAN LEVEL  
PODIUM 3



KEY SECTION



# ST REGIS

DOWNTOWN • DUBAI

THE RESIDENCES

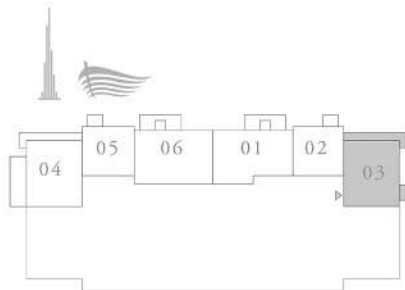
TOWER 1

## 2 BEDROOM TYPE A2

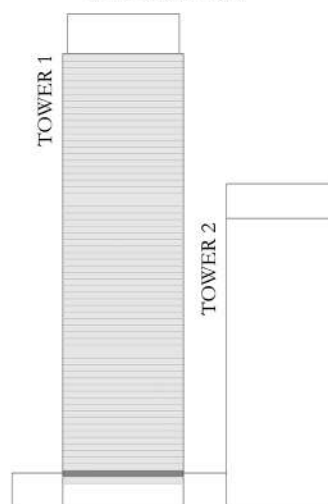
UNIT 03 | LEVEL PODIUM 3

SUITE AREA	1070.69 SQ.FT.	99.47 SQ.M.
BALCONY AREA	199.24 SQ.FT.	18.51 SQ.M.
TOTAL AREA	1269.93 SQ.FT.	117.98 SQ.M.

KEY PLAN LEVEL  
PODIUM 3



KEY SECTION





# ST REGIS

DOWNTOWN • DUBAI

THE RESIDENCES

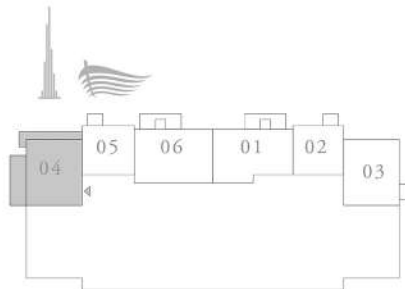
TOWER 1

## 2 BEDROOM TYPE A3

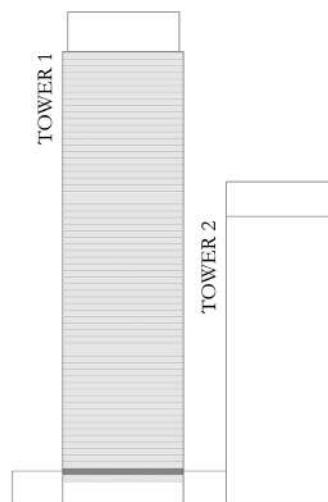
UNIT 04 | LEVEL PODIUM 3

SUITE AREA	1071.22 SQ.FT.	99.52 SQ.M.
BALCONY AREA	411.29 SQ.FT.	38.21 SQ.M.
TOTAL AREA	1482.51 SQ.FT.	137.73 SQ.M.

KEY PLAN LEVEL  
PODIUM 3



KEY SECTION



# ST REGIS

DOWNTOWN • DUBAI

THE RESIDENCES

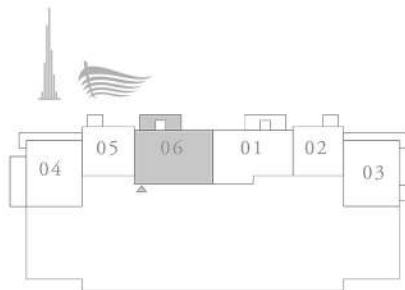
TOWER 1

## 2 BEDROOM TYPE B

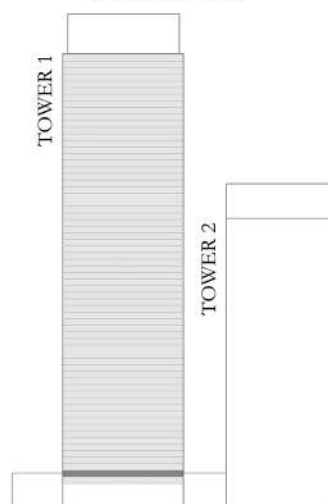
UNIT 06 | LEVEL PODIUM 3

SUITE AREA	1242.80 SQ.FT.	115.46 SQ.M.
BALCONY AREA	167.16 SQ.FT.	15.53 SQ.M.
TOTAL AREA	1409.96 SQ.FT.	130.99 SQ.M.

KEY PLAN LEVEL  
PODIUM 3



KEY SECTION



# ST REGIS

DOWNTOWN • DUBAI

THE RESIDENCES

TOWER 1

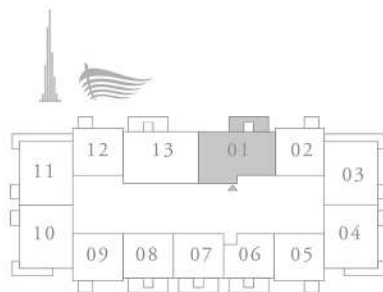
## 2 BEDROOM TYPE C

UNIT 01 | LEVEL 04-20

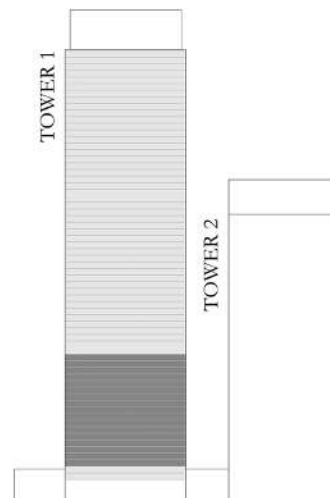
SUITE AREA	1134.30 SQ.FT.	105.38 SQ.M.
BALCONY AREA	167.16 SQ.FT.	15.53 SQ.M.
TOTAL AREA	1301.46 SQ.FT.	120.91 SQ.M.

KEY PLAN LEVEL

04-20



KEY SECTION



# ST REGIS

DOWNTOWN • DUBAI

THE RESIDENCES

TOWER 1

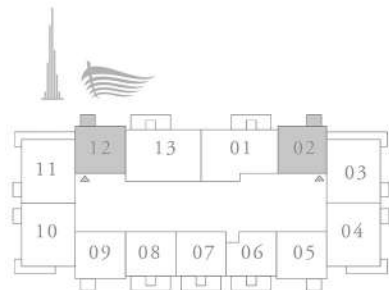
## 1 BEDROOM TYPE F

UNITS 02 & 12 | LEVEL 04-20

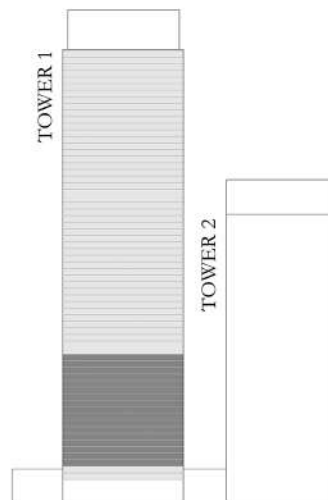
SUITE AREA	751.21 SQ.FT.	69.79 SQ.M.
BALCONY AREA	56.19 SQ.FT.	5.22 SQ.M.
TOTAL AREA	807.40 SQ.FT.	75.01 SQ.M.

KEY PLAN LEVEL

04-20



KEY SECTION



# ST REGIS

DOWNTOWN • DUBAI

THE RESIDENCES

TOWER 1

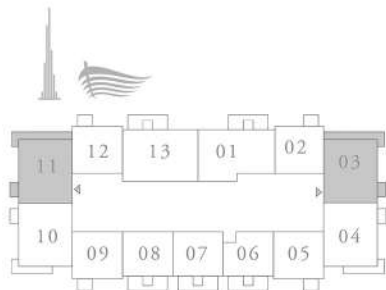
## 2 BEDROOM TYPE A2

UNITS 03 & 11 | LEVEL 04-20

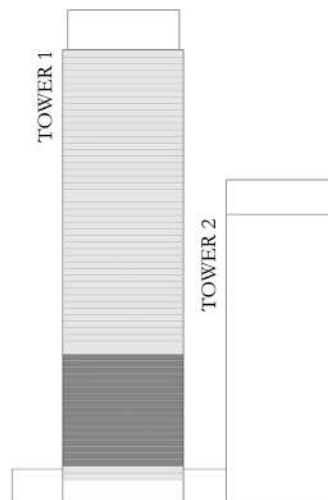
SUITE AREA	1070.15 SQ.FT.	99.42 SQ.M.
BALCONY AREA	199.24 SQ.FT.	18.51 SQ.M.
TOTAL AREA	1269.39 SQ.FT.	117.93 SQ.M.

KEY PLAN LEVEL

04-20



KEY SECTION



# ST REGIS

DOWNTOWN • DUBAI

THE RESIDENCES

TOWER 1

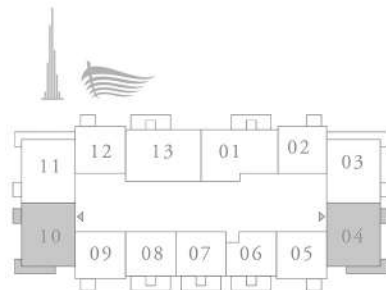
## 2 BEDROOM TYPE A4

UNITS 04 & 10 | LEVEL 04-20

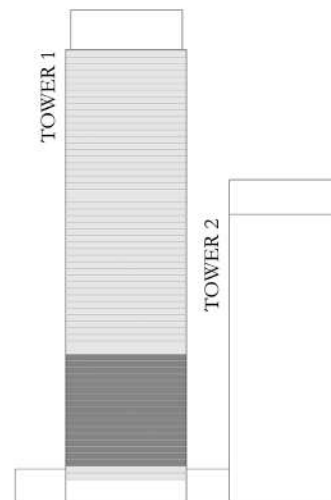
SUITE AREA	1059.06 SQ.FT.	98.39 SQ.M.
BALCONY AREA	160.71 SQ.FT.	14.93 SQ.M.
TOTAL AREA	1219.77 SQ.FT.	113.32 SQ.M.

KEY PLAN LEVEL

04-20



KEY SECTION



# ST REGIS

DOWNTOWN • DUBAI

THE RESIDENCES

TOWER 1

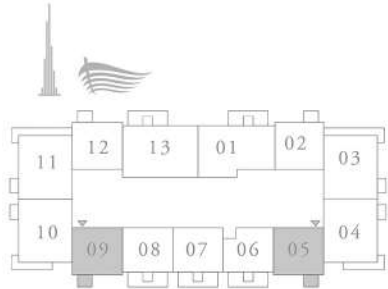
## 1 BEDROOM TYPE A

UNITS 05 & 09 | LEVEL 04-20

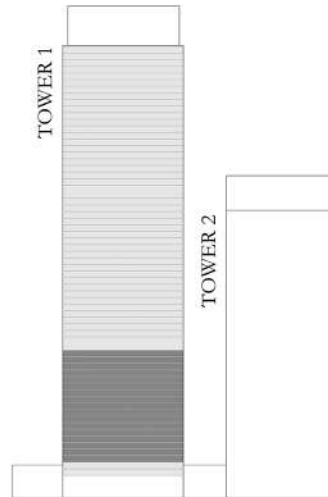
SUITE AREA	760.47 SQ.FT.	70.65 SQ.M.
BALCONY AREA	56.19 SQ.FT.	5.22 SQ.M.
TOTAL AREA	816.66 SQ.FT.	75.87 SQ.M.

KEY PLAN LEVEL

04-20



KEY SECTION



# ST REGIS

DOWNTOWN • DUBAI

THE RESIDENCES

TOWER 1

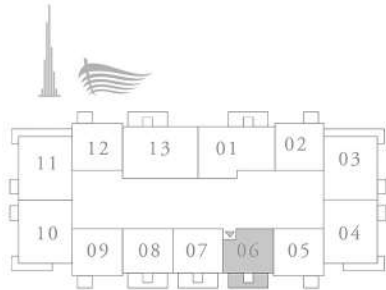
## 1 BEDROOM TYPE C

UNIT 06 | LEVEL 04-20

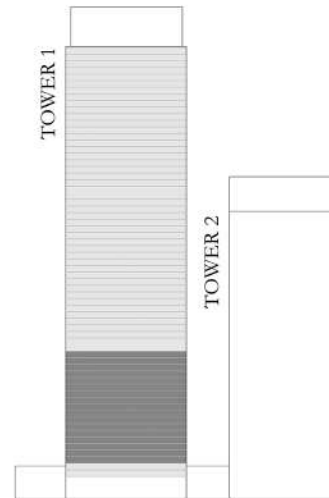
SUITE AREA	657.57 SQ.FT.	61.09 SQ.M.
BALCONY AREA	167.16 SQ.FT.	15.53 SQ.M.
TOTAL AREA	824.73 SQ.FT.	76.62 SQ.M.

KEY PLAN LEVEL

04-20



KEY SECTION





# ST REGIS

DOWNTOWN • DUBAI

THE RESIDENCES

TOWER 1

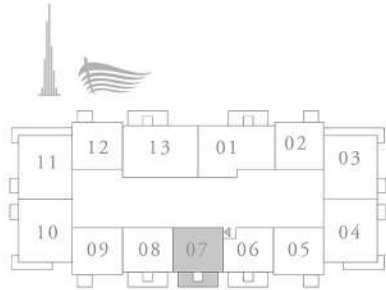
## 1 BEDROOM TYPE B

UNIT 07 | LEVEL 04-20

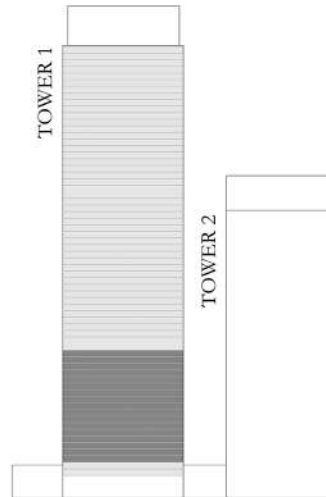
SUITE AREA	704.61 SQ.FT.	65.46 SQ.M.
BALCONY AREA	167.16 SQ.FT.	15.53 SQ.M.
TOTAL AREA	871.77 SQ.FT.	80.99 SQ.M.

KEY PLAN LEVEL

04-20



KEY SECTION



# ST REGIS

DOWNTOWN • DUBAI

THE RESIDENCES

TOWER 1

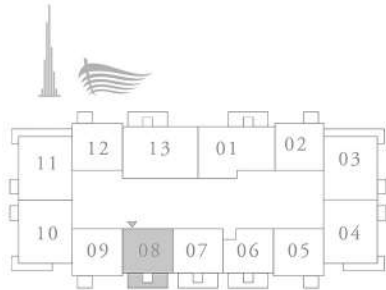
## 1 BEDROOM TYPE E

UNIT 08 | LEVEL 04-20

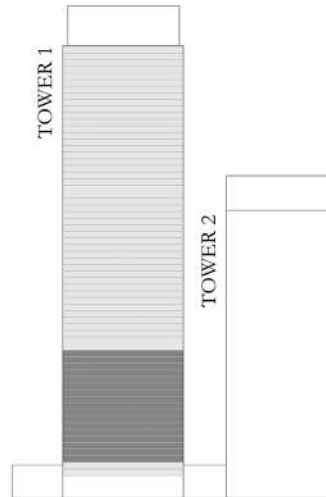
SUITE AREA	703.10 SQ.FT.	65.32 SQ.M.
BALCONY AREA	167.16 SQ.FT.	15.53 SQ.M.
TOTAL AREA	870.26 SQ.FT.	80.85 SQ.M.

KEY PLAN LEVEL

04-20



KEY SECTION



# ST REGIS

DOWNTOWN • DUBAI

THE RESIDENCES

TOWER 1

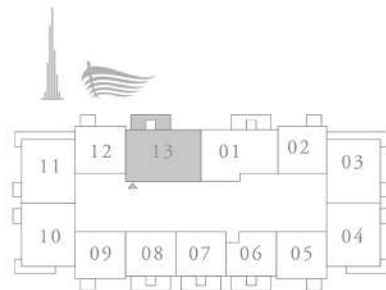
## 2 BEDROOM TYPE B

UNIT 13 | LEVEL 04-20

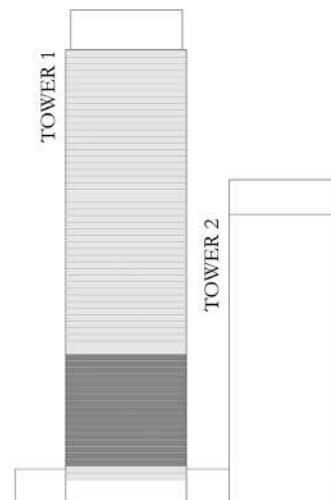
SUITE AREA	1242.80 SQ.FT.	115.46 SQ.M.
BALCONY AREA	167.16 SQ.FT.	15.53 SQ.M.
TOTAL AREA	1409.96 SQ.FT.	130.99 SQ.M.

KEY PLAN LEVEL

04-20



KEY SECTION



# ST REGIS

DOWNTOWN • DUBAI

THE RESIDENCES

TOWER 1

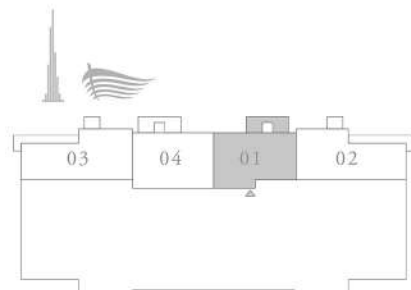
## 2 BEDROOM TYPE C

UNIT 01 | LEVEL 21

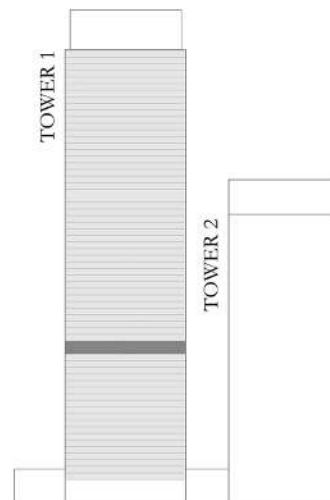
SUITE AREA	1134.19 SQ.FT.	105.37 SQ.M.
BALCONY AREA	167.16 SQ.FT.	15.53 SQ.M.
TOTAL AREA	1301.35 SQ.FT.	120.90 SQ.M.

KEY PLAN LEVEL

21



KEY SECTION



# ST REGIS

DOWNTOWN • DUBAI

THE RESIDENCES

TOWER 1

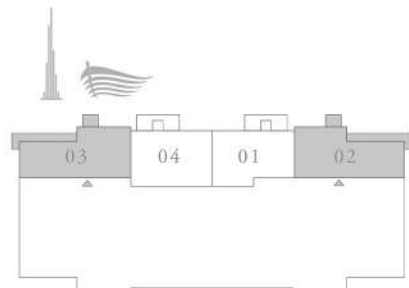
## 2 BEDROOM TYPE H

UNITS 02 & 03 | LEVEL 21

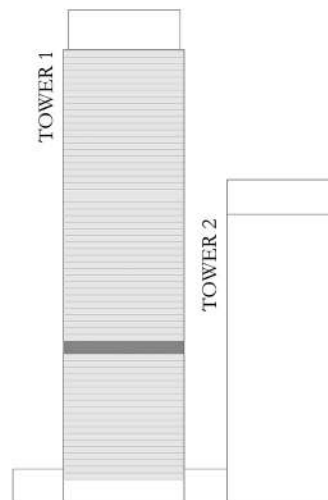
SUITE AREA	1340.75 TO 1340.86 SQ.FT.	124.56 TO 124.57 SQ.M.
BALCONY AREA	211.73 SQ.FT.	19.67 SQ.M.
TOTAL AREA	1552.48 TO 1552.59 SQ.FT.	144.23 TO 144.24 SQ.M.

KEY PLAN LEVEL

21



KEY SECTION



# ST REGIS

DOWNTOWN • DUBAI

THE RESIDENCES

TOWER 1

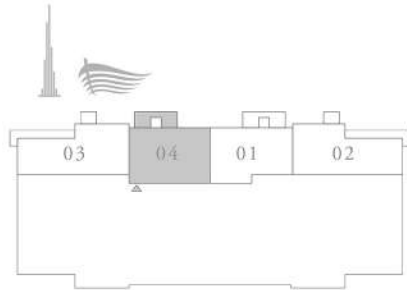
## 2 BEDROOM TYPE B

UNIT 04 | LEVEL 21

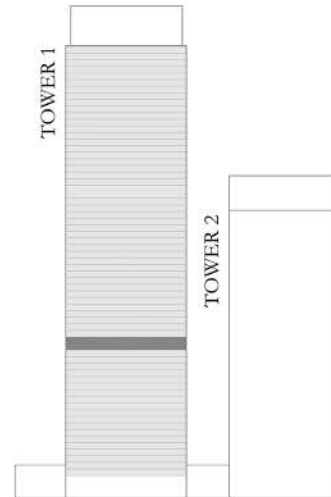
SUITE AREA	1242.37 SQ.FT.	115.42 SQ.M.
BALCONY AREA	167.49 SQ.FT.	15.56 SQ.M.
TOTAL AREA	1409.86 SQ.FT.	130.98 SQ.M.

KEY PLAN LEVEL

21



KEY SECTION



# ST REGIS

DOWNTOWN • DUBAI

THE RESIDENCES

TOWER 1

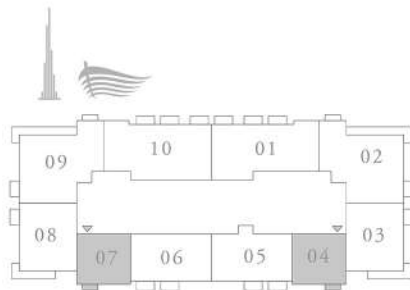
## 1 BEDROOM TYPE G1

UNITS 04 & 07 | LEVEL 22

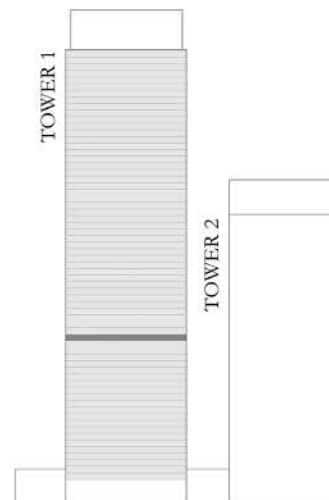
SUITE AREA	765.10 SQ.FT.	71.08 SQ.M.
BALCONY AREA	25.40 SQ.FT.	2.36 SQ.M.
TOTAL AREA	790.50 SQ.FT.	73.44 SQ.M.

KEY PLAN LEVEL

22



KEY SECTION



# ST REGIS

DOWNTOWN • DUBAI

THE RESIDENCES

TOWER 1

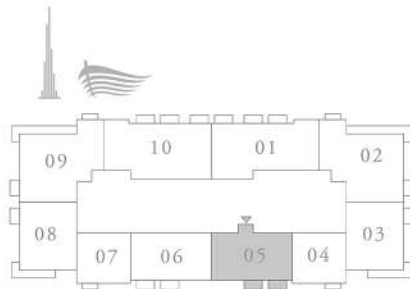
## 2 BEDROOM TYPE E

UNIT 05 | LEVEL 22

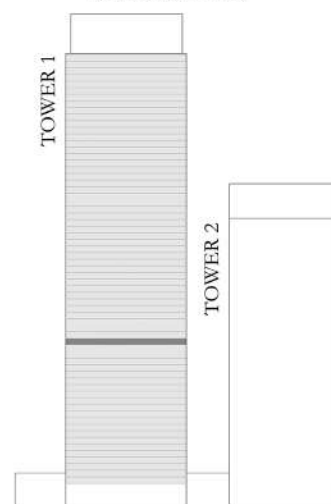
SUITE AREA	1093.61 SQ.FT.	101.60 SQ.M.
BALCONY AREA	90.52 SQ.FT.	8.41 SQ.M.
TOTAL AREA	1184.13 SQ.FT.	110.01 SQ.M.

KEY PLAN LEVEL

22



KEY SECTION





# ST REGIS

DOWNTOWN • DUBAI

THE RESIDENCES

TOWER 1

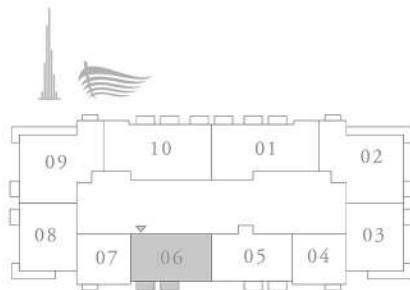
## 2 BEDROOM TYPE D

UNIT 06 | LEVEL 22

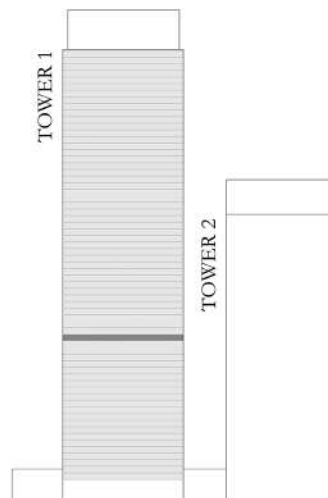
SUITE AREA	1060.14 SQ.FT.	98.49 SQ.M.
BALCONY AREA	90.85 SQ.FT.	8.44 SQ.M.
TOTAL AREA	1150.99 SQ.FT.	106.93 SQ.M.

KEY PLAN LEVEL

22



KEY SECTION



# ST REGIS

DOWNTOWN • DUBAI

THE RESIDENCES

TOWER 1

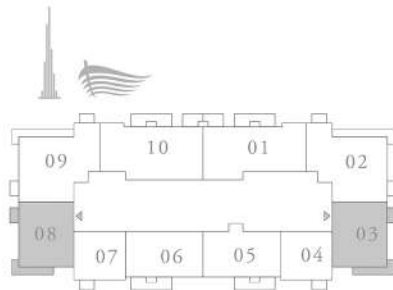
## 2 BEDROOM TYPE A4

UNITS 03 & 08 | LEVEL 22-42

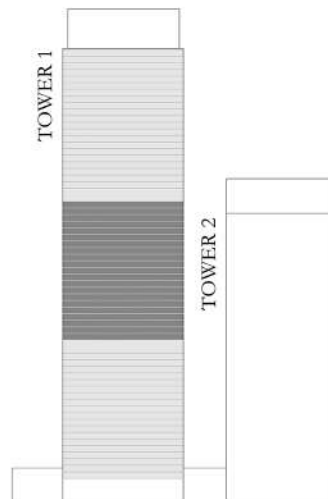
SUITE AREA	1061.21 SQ.FT.	98.59 SQ.M.
BALCONY AREA	160.71 SQ.FT.	14.93 SQ.M.
TOTAL AREA	1221.92 SQ.FT.	113.52 SQ.M.

KEY PLAN LEVEL

22-42



KEY SECTION



# ST REGIS

DOWNTOWN • DUBAI

THE RESIDENCES

TOWER 1

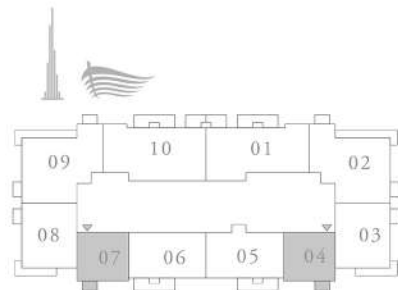
## 1 BEDROOM TYPE G

UNITS 04 & 07 | LEVEL 23-42

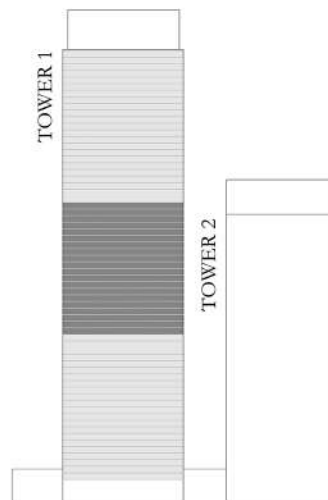
SUITE AREA	765.10 SQ.FT.	71.08 SQ.M.
BALCONY AREA	45.21 SQ.FT.	4.20 SQ.M.
TOTAL AREA	810.31 SQ.FT.	75.28 SQ.M.

KEY PLAN LEVEL

23-42



KEY SECTION



# ST REGIS

DOWNTOWN • DUBAI

THE RESIDENCES

TOWER 1

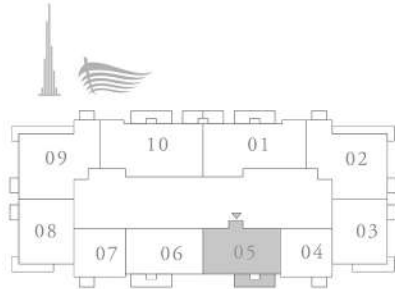
## 2 BEDROOM TYPE E1

UNIT 05 | LEVEL 23-42

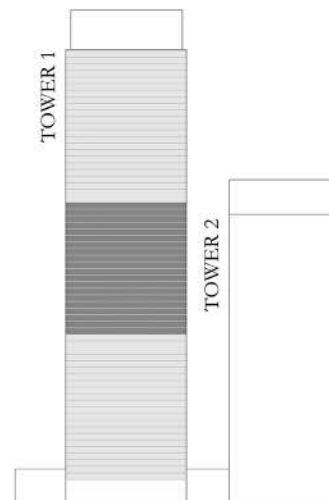
SUITE AREA	1093.61 SQ.FT.	101.60 SQ.M.
BALCONY AREA	150.91 SQ.FT.	14.02 SQ.M.
TOTAL AREA	1244.52 SQ.FT.	115.62 SQ.M.

KEY PLAN LEVEL

23-42



KEY SECTION



# ST REGIS

DOWNTOWN • DUBAI

THE RESIDENCES

TOWER 1

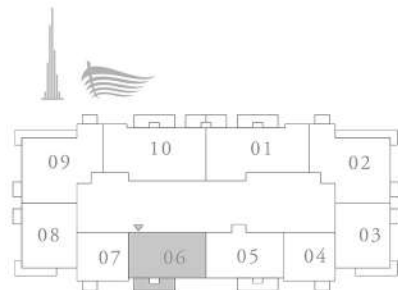
## 2 BEDROOM TYPE D1

UNIT 06 | LEVEL 23-42

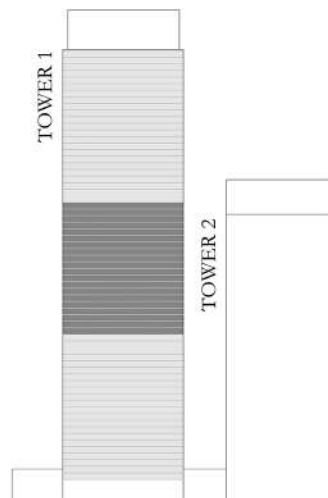
SUITE AREA	1060.14 TO 1060.46 SQ.FT.	98.49 TO 98.52 SQ.M.
BALCONY AREA	150.91 TO 151.34 SQ.FT.	14.02 TO 14.06 SQ.M.
TOTAL AREA	1211.37 TO 1211.48 SQ.FT.	112.54 TO 112.55 SQ.M.

KEY PLAN LEVEL

23-42



KEY SECTION



# ST REGIS

DOWNTOWN • DUBAI

THE RESIDENCES

TOWER 1

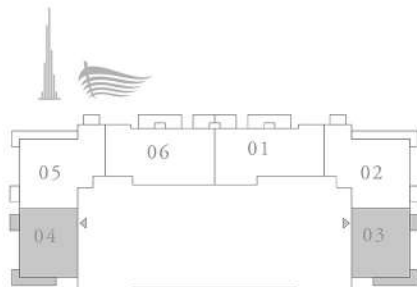
## 2 BEDROOM TYPE A4

UNITS 03 & 04 | LEVEL 43

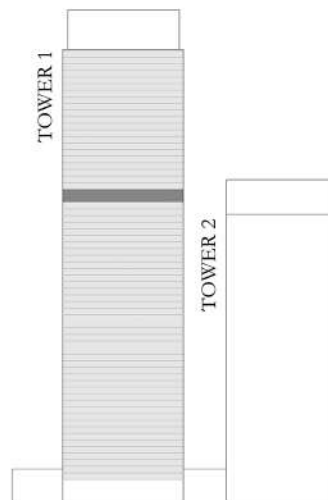
SUITE AREA	1061.21 SQ.FT.	98.59 SQ.M.
BALCONY AREA	160.71 SQ.FT.	14.93 SQ.M.
TOTAL AREA	1221.92 SQ.FT.	113.52 SQ.M.

KEY PLAN LEVEL

43



KEY SECTION



# ST REGIS

DOWNTOWN • DUBAI

THE RESIDENCES

TOWER 1

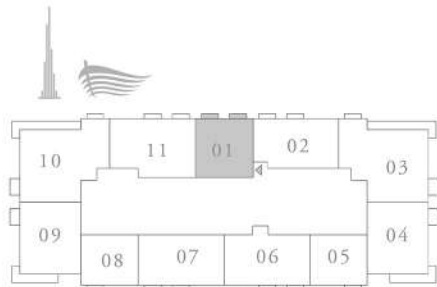
## 1 BEDROOM TYPE D1

UNIT 01 | LEVEL 44

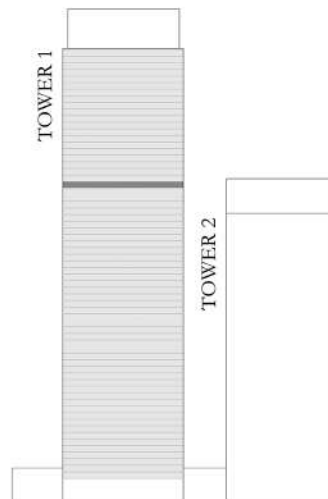
SUITE AREA	825.27 SQ.FT.	76.67 SQ.M.
BALCONY AREA	48.11 SQ.FT.	4.47 SQ.M.
TOTAL AREA	873.38 SQ.FT.	81.14 SQ.M.

KEY PLAN LEVEL

44



KEY SECTION



# ST REGIS

DOWNTOWN • DUBAI

THE RESIDENCES

TOWER 1

## 2 BEDROOM TYPE F

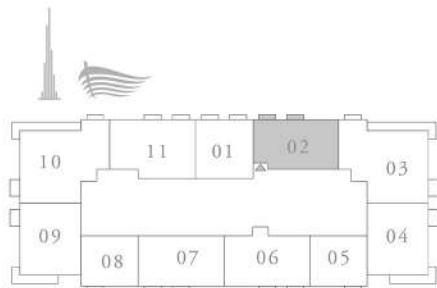
UNIT 02 | LEVEL 44

SUITE AREA	1023.32 SQ.FT.	95.07 SQ.M.
BALCONY AREA	47.47 SQ.FT.	4.41 SQ.M.
TOTAL AREA	1070.79 SQ.FT.	99.48 SQ.M.

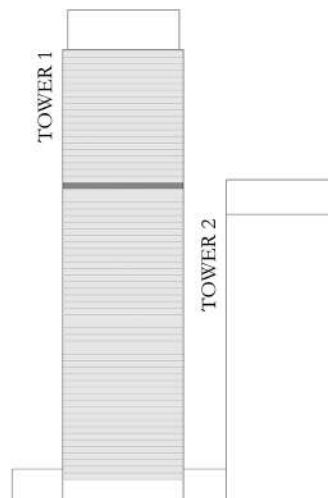


KEY PLAN LEVEL

44



KEY SECTION





# ST REGIS

DOWNTOWN • DUBAI

THE RESIDENCES

TOWER 1

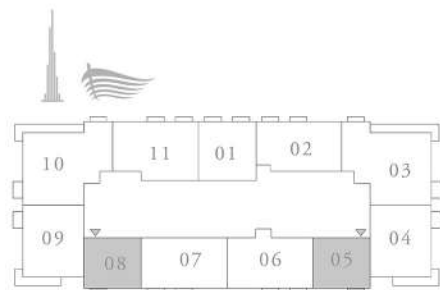
## 1 BEDROOM TYPE H1

UNITS 05 & 08 | LEVEL 44

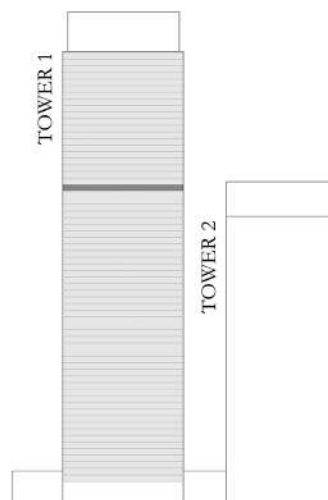
SUITE AREA	708.59 SQ.FT.	65.83 SQ.M.
BALCONY AREA	21.20 SQ.FT.	1.97 SQ.M.
TOTAL AREA	729.79 SQ.FT.	67.80 SQ.M.

KEY PLAN LEVEL

44



KEY SECTION



# ST REGIS

DOWNTOWN • DUBAI

THE RESIDENCES

TOWER 1

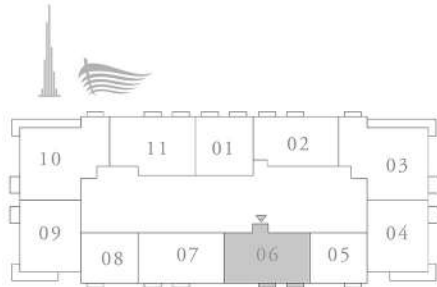
## 2 BEDROOM TYPE E2

UNIT 06 | LEVEL 44

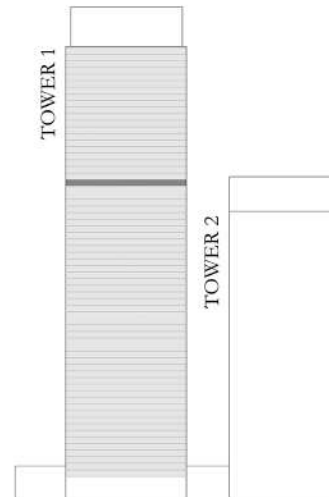
SUITE AREA	1093.61 SQ.FT.	101.60 SQ.M.
BALCONY AREA	47.47 SQ.FT.	4.41 SQ.M.
TOTAL AREA	1141.08 SQ.FT.	106.01 SQ.M.

KEY PLAN LEVEL

44



KEY SECTION



# ST REGIS

DOWNTOWN • DUBAI

THE RESIDENCES

TOWER 1

## 2 BEDROOM TYPE D2

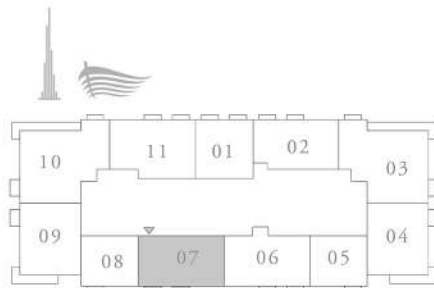
UNIT 07 | LEVEL 44

SUITE AREA	1060.14 SQ.FT.	98.49 SQ.M.
BALCONY AREA	47.68 SQ.FT.	4.43 SQ.M.
TOTAL AREA	1107.82 SQ.FT.	102.92 SQ.M.

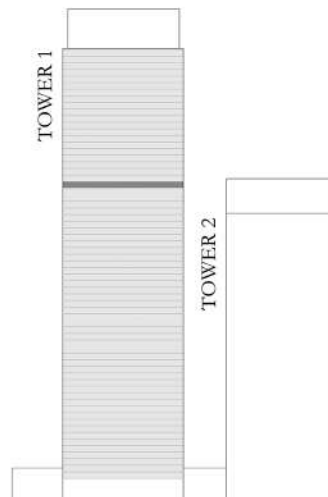


KEY PLAN LEVEL

44



KEY SECTION



# ST REGIS

DOWNTOWN • DUBAI

THE RESIDENCES

TOWER 1

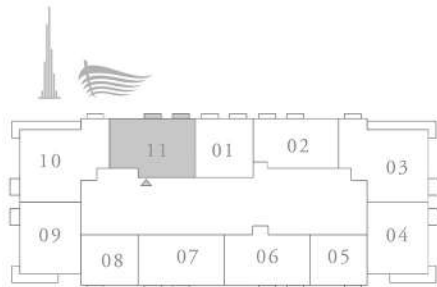
## 2 BEDROOM TYPE G

UNIT 11 | LEVEL 44

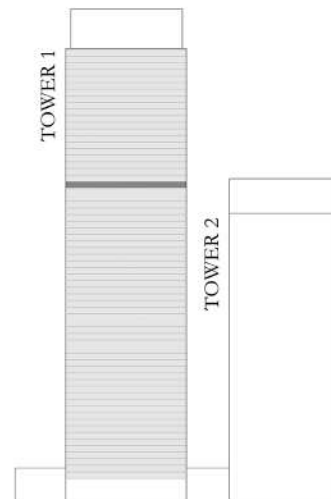
SUITE AREA	1186.94 SQ.FT.	110.27 SQ.M.
BALCONY AREA	47.68 SQ.FT.	4.43 SQ.M.
TOTAL AREA	1234.62 SQ.FT.	114.70 SQ.M.

KEY PLAN LEVEL

44



KEY SECTION



# ST REGIS

DOWNTOWN • DUBAI

THE RESIDENCES

TOWER 1

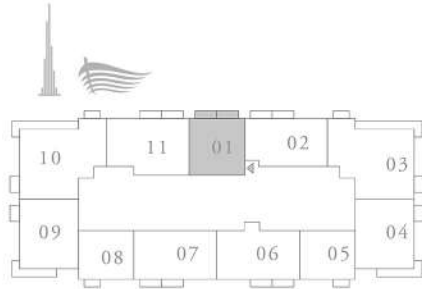
## 1 BEDROOM TYPE D

UNIT 01 | LEVEL 45-59

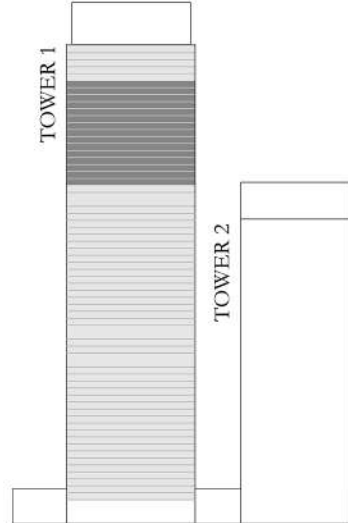
SUITE AREA	825.27 SQ.FT.	76.67 SQ.M.
BALCONY AREA	88.80 SQ.FT.	8.25 SQ.M.
TOTAL AREA	914.07 SQ.FT.	84.92 SQ.M.

KEY PLAN LEVEL

45-59



KEY SECTION



# ST REGIS

DOWNTOWN • DUBAI

THE RESIDENCES

TOWER 1

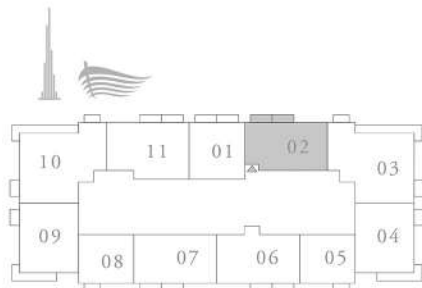
## 2 BEDROOM TYPE F1

UNIT 02 | LEVEL 45-59

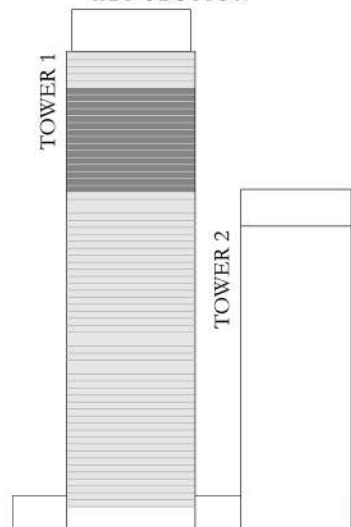
SUITE AREA	1023.32 SQ.FT.	95.07 SQ.M.
BALCONY AREA	88.05 SQ.FT.	8.18 SQ.M.
TOTAL AREA	1111.37 SQ.FT.	103.25 SQ.M.

KEY PLAN LEVEL

45-59



KEY SECTION



# ST REGIS

DOWNTOWN • DUBAI

THE RESIDENCES

TOWER 1

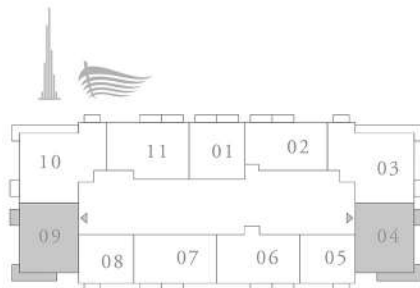
## 2 BEDROOM TYPE A4

UNITS 04 & 09 | LEVEL 44-59

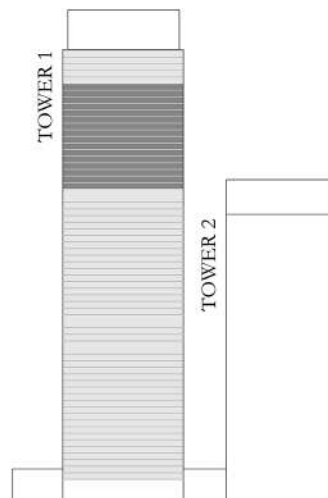
SUITE AREA	1061.21 SQ.FT.	98.59 SQ.M.
BALCONY AREA	160.71 SQ.FT.	14.93 SQ.M.
TOTAL AREA	1221.92 SQ.FT.	113.52 SQ.M.

KEY PLAN LEVEL

44-59



KEY SECTION



# ST REGIS

DOWNTOWN • DUBAI

THE RESIDENCES

TOWER 1

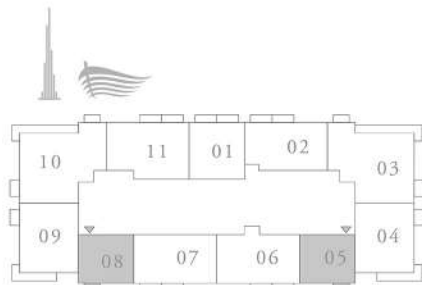
## 1 BEDROOM TYPE H

UNITS 05 & 08 | LEVEL 45-59

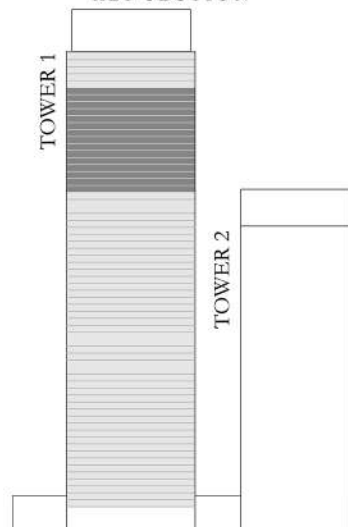
SUITE AREA	708.59 SQ.FT.	65.83 SQ.M.
BALCONY AREA	34.23 SQ.FT.	3.18 SQ.M.
TOTAL AREA	742.82 SQ.FT.	69.01 SQ.M.

KEY PLAN LEVEL

45-59



KEY SECTION





# ST REGIS

DOWNTOWN • DUBAI

THE RESIDENCES

TOWER 1

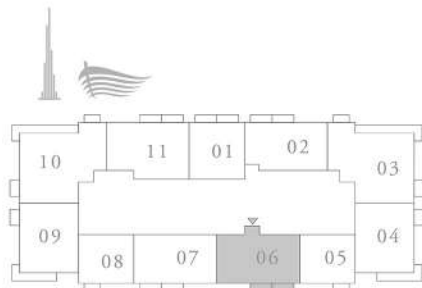
## 2 BEDROOM TYPE E3

UNIT 06 | LEVEL 45-59

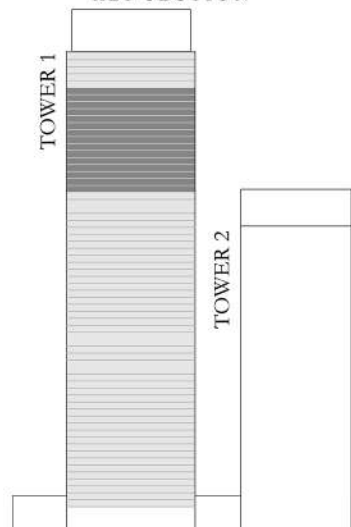
SUITE AREA	1093.61 SQ.FT.	101.60 SQ.M.
BALCONY AREA	88.05 SQ.FT.	8.18 SQ.M.
TOTAL AREA	1181.66 SQ.FT.	109.78 SQ.M.

KEY PLAN LEVEL

45-59



KEY SECTION



# ST REGIS

DOWNTOWN • DUBAI

THE RESIDENCES

TOWER 1

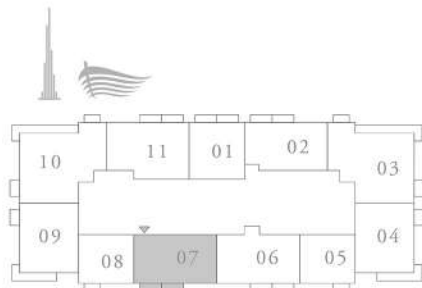
## 2 BEDROOM TYPE D3

UNIT 07 | LEVEL 45-59

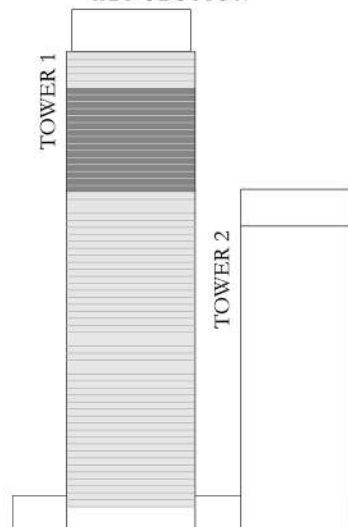
SUITE AREA	1060.14 SQ.FT.	98.49 SQ.M.
BALCONY AREA	88.37 SQ.FT.	8.21 SQ.M.
TOTAL AREA	1148.51 SQ.FT.	106.70 SQ.M.

KEY PLAN LEVEL

45-59



KEY SECTION



# ST REGIS

DOWNTOWN • DUBAI

THE RESIDENCES

TOWER 1

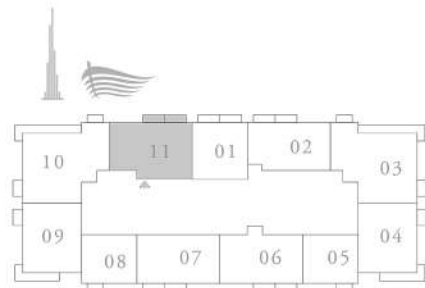
## 2 BEDROOM TYPE G1

UNIT 11 | LEVEL 45-59

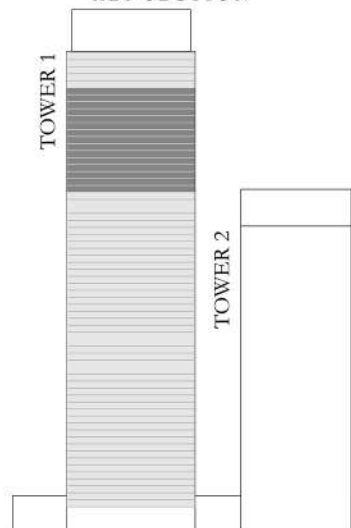
SUITE AREA	1186.94 SQ.FT.	110.27 SQ.M.
BALCONY AREA	88.37 SQ.FT.	8.21 SQ.M.
TOTAL AREA	1275.31 SQ.FT.	118.48 SQ.M.

KEY PLAN LEVEL

45-59



KEY SECTION



# ST REGIS

DOWNTOWN • DUBAI

THE RESIDENCES

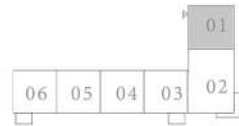
TOWER 2

## 1 BEDROOM TYPE C

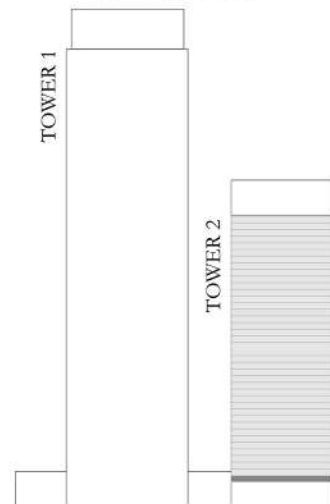
UNIT 01 | LEVEL PODIUM-2

SUITE AREA	787.16 SQ.FT.	73.13 SQ.M.
BALCONY AREA	0 SQ.FT.	0 SQ.M.
TOTAL AREA	787.16 SQ.FT.	73.13 SQ.M.

KEY PLAN LEVEL  
PODIUM-2



KEY SECTION



# ST REGIS

DOWNTOWN • DUBAI

THE RESIDENCES

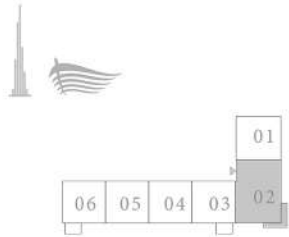
TOWER 2

## 2 BEDROOM TYPE B1

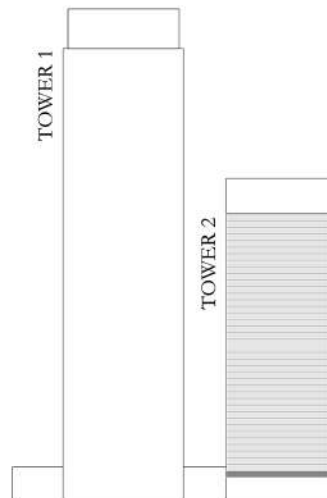
UNIT 02 | LEVEL PODIUM-2

SUITE AREA	1135.38 SQ.FT.	105.48 SQ.M.
BALCONY AREA	108.61 SQ.FT.	10.09 SQ.M.
TOTAL AREA	1243.99 SQ.FT.	115.57 SQ.M.

KEY PLAN LEVEL  
PODIUM-2



KEY SECTION



# STREGIS

DOWNTOWN • DUBAI

THE RESIDENCES

TOWER 2

## 1 BEDROOM TYPE A

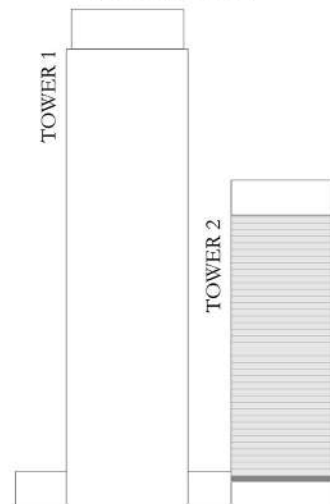
UNITS 03 & 06 | LEVEL PODIUM-2

SUITE AREA	720.97 SQ.FT.	66.98 SQ.M.
BALCONY AREA	71.15 SQ.FT.	6.61 SQ.M.
TOTAL AREA	792.12 SQ.FT.	73.59 SQ.M.

KEY PLAN LEVEL  
PODIUM-2



KEY SECTION



# ST REGIS

DOWNTOWN • DUBAI

THE RESIDENCES

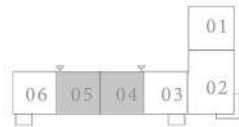
TOWER 2

## 1 BEDROOM TYPE A1

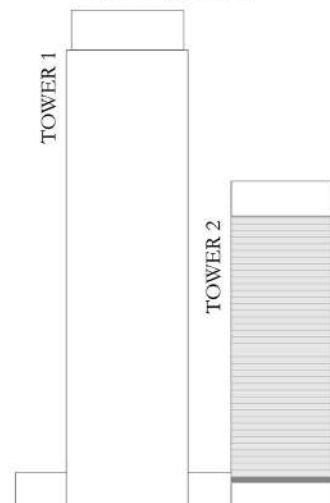
UNITS 04 & 05 | LEVEL PODIUM-2

SUITE AREA	720.86 SQ.FT.	66.97 SQ.M.
BALCONY AREA	0 SQ.FT.	0 SQ.M.
TOTAL AREA	720.86 SQ.FT.	66.97 SQ.M.

KEY PLAN LEVEL  
PODIUM-2



KEY SECTION



# STREGIS

DOWNTOWN • DUBAI

THE RESIDENCES

TOWER 2

## 2 BEDROOM TYPE B

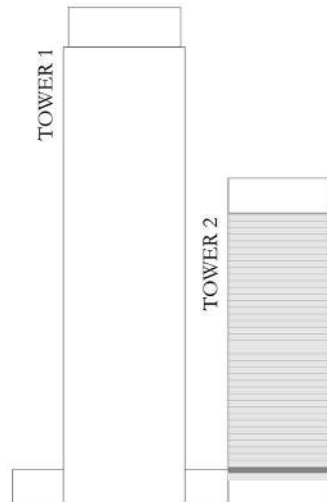
UNIT 01 | LEVEL PODIUM-3

SUITE AREA	1133.98 SQ.FT.	105.35 SQ.M.
BALCONY AREA	158.12 SQ.FT.	14.69 SQ.M.
TOTAL AREA	1292.10 SQ.FT.	120.04 SQ.M.

KEY PLAN LEVEL  
PODIUM-3



KEY SECTION





# STREGIS

DOWNTOWN • DUBAI

THE RESIDENCES

TOWER 2

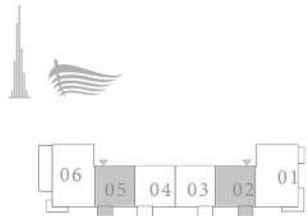
## 1 BEDROOM TYPE A

UNITS 02 & 05 | LEVEL PODIUM-3

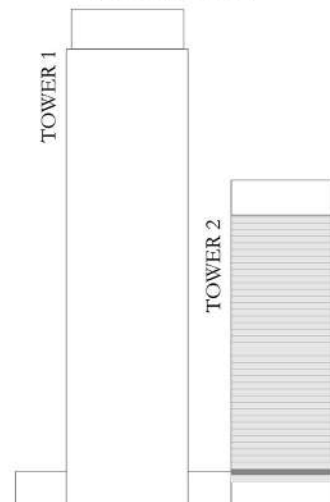
SUITE AREA	720.97 SQ.FT.	66.98 SQ.M.
BALCONY AREA	71.15 SQ.FT.	6.61 SQ.M.
TOTAL AREA	792.12 SQ.FT.	73.59 SQ.M.



KEY PLAN LEVEL  
PODIUM-3



KEY SECTION



# ST REGIS

DOWNTOWN • DUBAI

THE RESIDENCES

TOWER 2

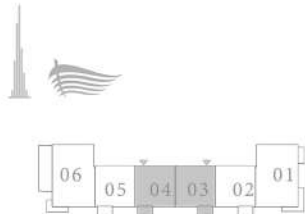
## 1 BEDROOM TYPE A

UNITS 03 & 04 | LEVEL PODIUM-3

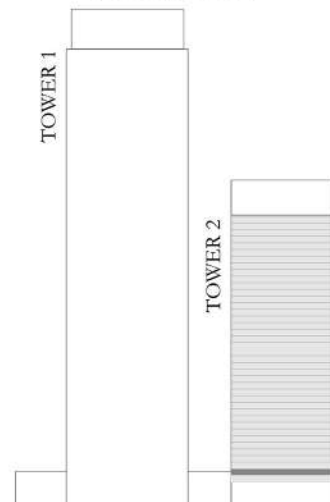
SUITE AREA	720.00 SQ.FT.	66.89 SQ.M.
BALCONY AREA	71.15 SQ.FT.	6.61 SQ.M.
TOTAL AREA	791.15 SQ.FT.	73.50 SQ.M.



KEY PLAN LEVEL  
PODIUM-3



KEY SECTION



# STREGIS

DOWNTOWN • DUBAI

THE RESIDENCES

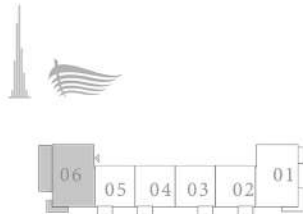
TOWER 2

## 2 BEDROOM TYPE B2

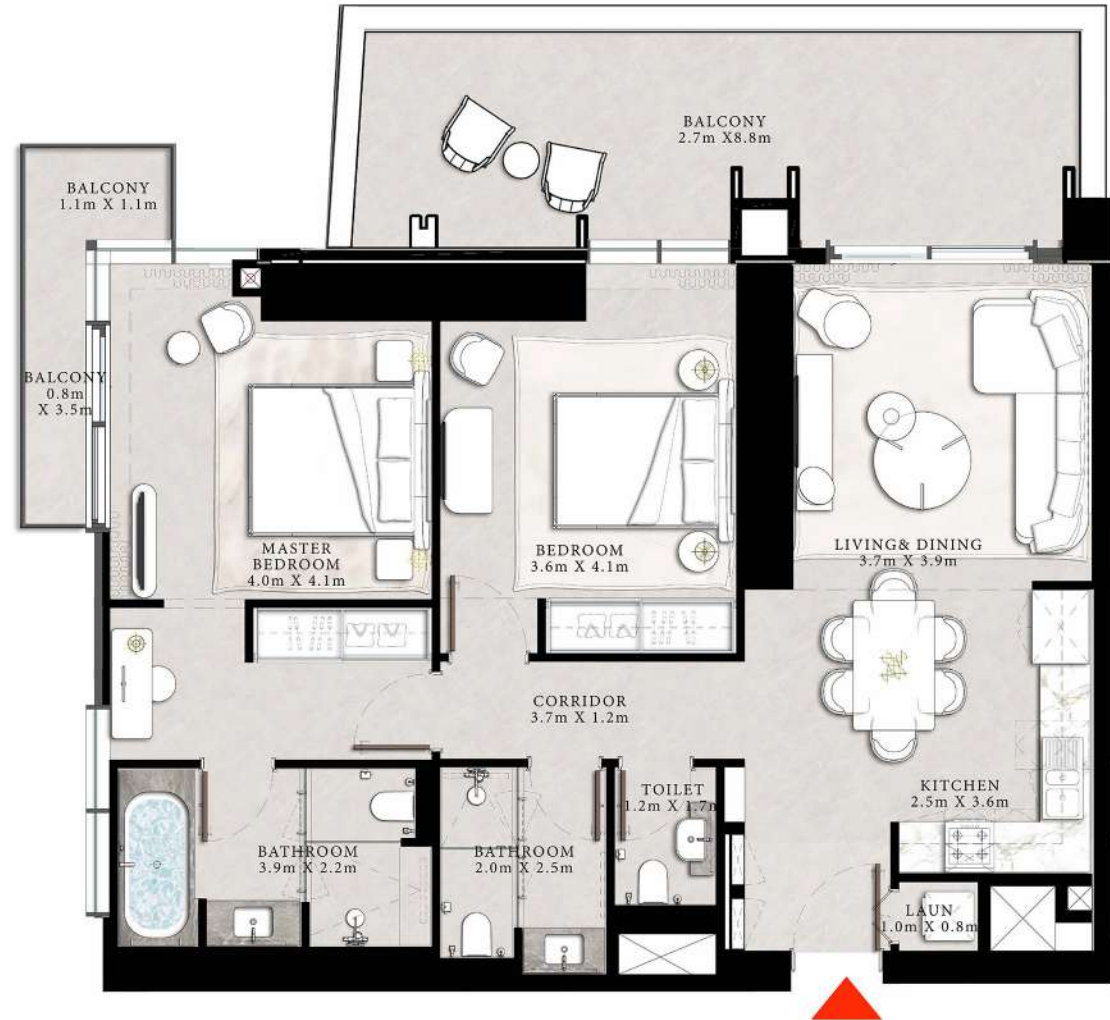
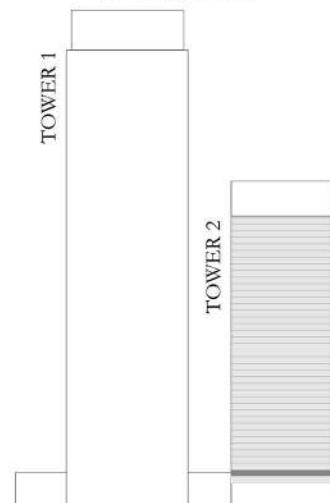
UNIT 06 | LEVEL PODIUM-3

SUITE AREA	1134.95 SQ.FT.	105.44 SQ.M.
BALCONY AREA	356.50 SQ.FT.	33.12 SQ.M.
TOTAL AREA	1491.45 SQ.FT.	138.56 SQ.M.

KEY PLAN LEVEL  
PODIUM-3



KEY SECTION



# STREGIS

DOWNTOWN • DUBAI

THE RESIDENCES

TOWER 2

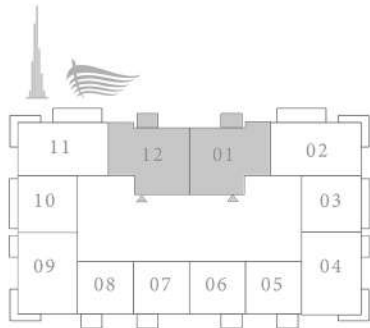
## 2 BEDROOM TYPE C

UNITS 01 & 12 | LEVEL 4-20

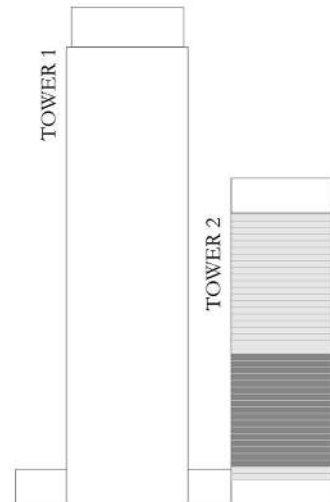
SUITE AREA	1214.92 SQ.FT.	112.87 SQ.M.
BALCONY AREA	71.15 SQ.FT.	6.61 SQ.M.
TOTAL AREA	1286.07 SQ.FT.	119.48 SQ.M.

KEY PLAN LEVEL

4-20



KEY SECTION



# STREGIS

DOWNTOWN • DUBAI

THE RESIDENCES

TOWER 2

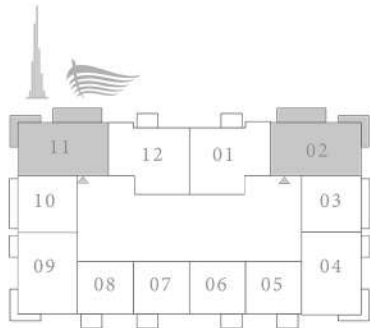
## 2 BEDROOM TYPE A

UNITS 02 & 11 | LEVEL 4-20

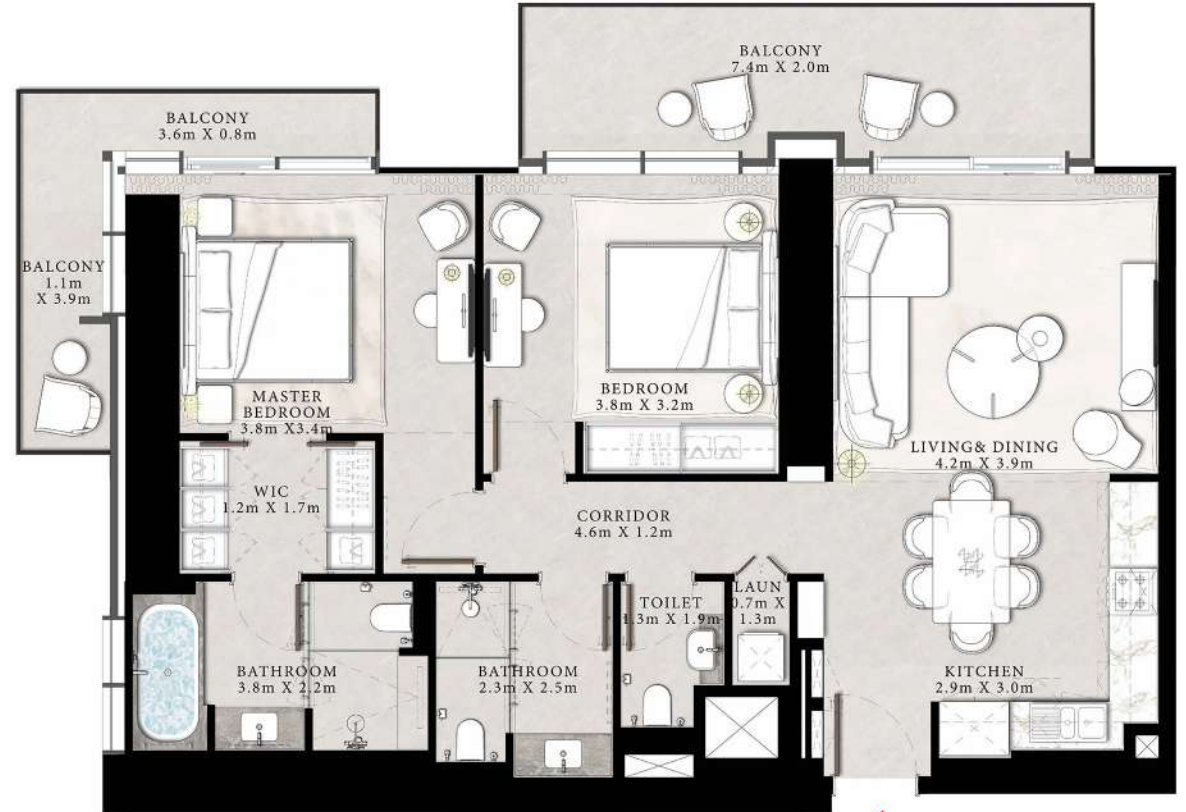
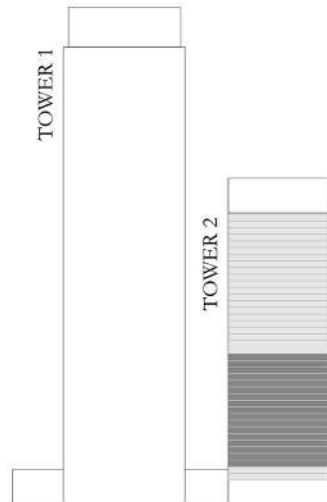
SUITE AREA	1141.84 SQ.FT.	106.08 SQ.M.
BALCONY AREA	268.02 SQ.FT.	24.90 SQ.M.
TOTAL AREA	1409.86 SQ.FT.	130.98 SQ.M.

KEY PLAN LEVEL

4-20



KEY SECTION



# STREGIS

DOWNTOWN • DUBAI

THE RESIDENCES

TOWER 2

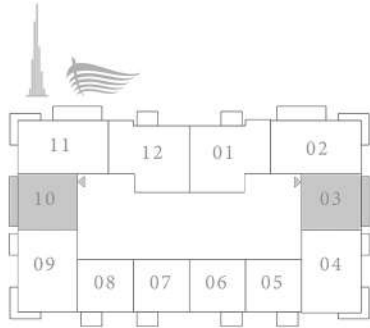
## 1 BEDROOM TYPE B

UNITS 03 & 10 | LEVEL 4-20

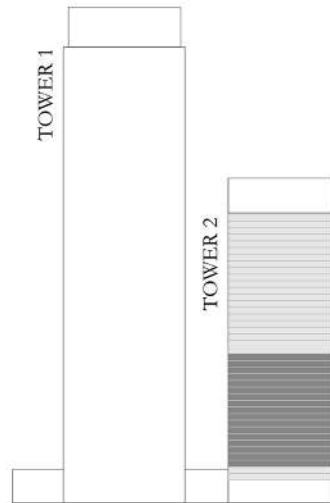
SUITE AREA	785.77 SQ.FT.	73.00 SQ.M.
BALCONY AREA	109.58 SQ.FT.	10.18 SQ.M.
TOTAL AREA	895.35 SQ.FT.	83.18 SQ.M.

KEY PLAN LEVEL

4-20



KEY SECTION



# STREGIS

DOWNTOWN • DUBAI

THE RESIDENCES

TOWER 2

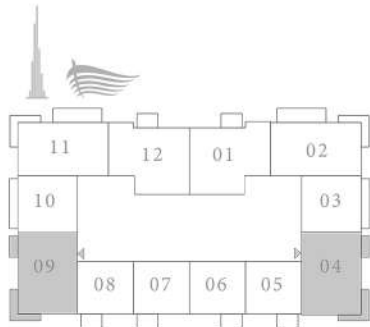
## 2 BEDROOM TYPE B

UNITS 04 & 09 | LEVEL 4-20

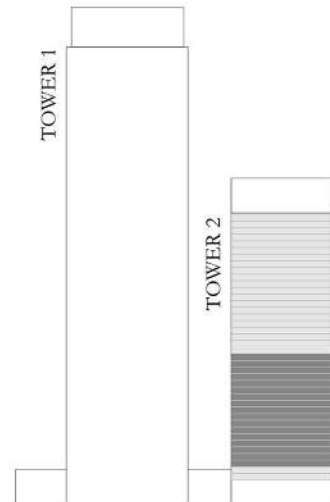
SUITE AREA	1134.41 SQ.FT.	105.39 SQ.M.
BALCONY AREA	154.35 SQ.FT.	14.34 SQ.M.
TOTAL AREA	1288.76 SQ.FT.	119.73 SQ.M.

KEY PLAN LEVEL

4-20



KEY SECTION



# STREGIS

DOWNTOWN • DUBAI

THE RESIDENCES

TOWER 2

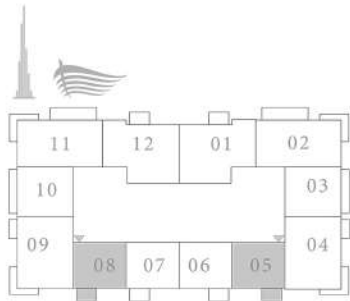
## 1 BEDROOM TYPE A

UNITS 05 & 08 | LEVEL 4-20

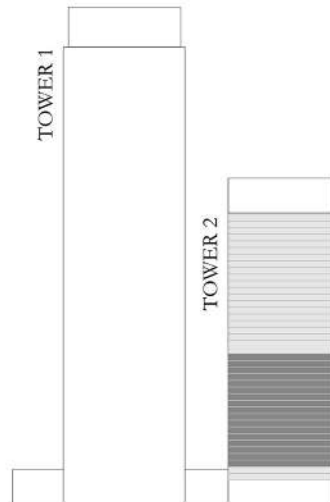
SUITE AREA	720.97 SQ.FT.	66.98 SQ.M.
BALCONY AREA	71.15 SQ.FT.	6.61 SQ.M.
TOTAL AREA	792.12 SQ.FT.	73.59 SQ.M.

KEY PLAN LEVEL

4-20



KEY SECTION





# ST REGIS

DOWNTOWN • DUBAI

THE RESIDENCES

TOWER 2

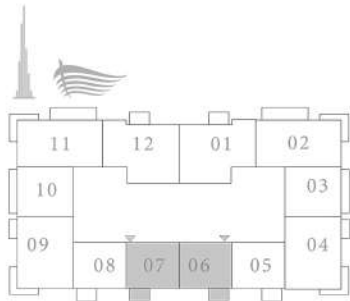
## 1 BEDROOM TYPE A

UNITS 06 & 07 | LEVEL 4-20

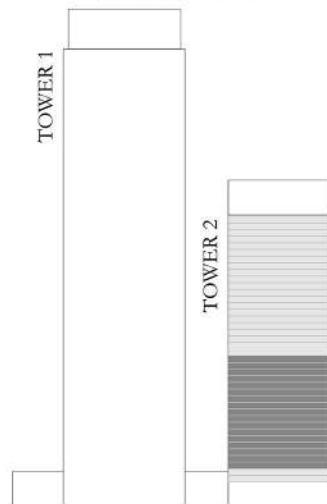
SUITE AREA	720.00 SQ.FT.	66.89 SQ.M.
BALCONY AREA	71.15 SQ.FT.	6.61 SQ.M.
TOTAL AREA	791.15 SQ.FT.	73.50 SQ.M.

KEY PLAN LEVEL

4-20



KEY SECTION



# STREGIS

DOWNTOWN • DUBAI

THE RESIDENCES

TOWER 2

## 2 BEDROOM TYPE C

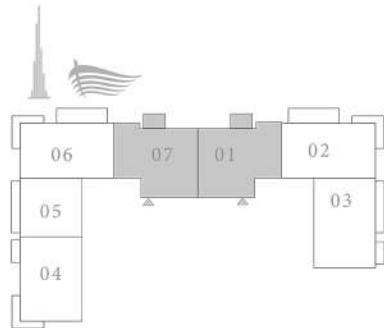
UNITS 01 & 07 | LEVEL 21

SUITE AREA	1214.81 SQ.FT.	112.86 SQ.M.
BALCONY AREA	71.26 SQ.FT.	6.62 SQ.M.
TOTAL AREA	1286.07 SQ.FT.	119.48 SQ.M.

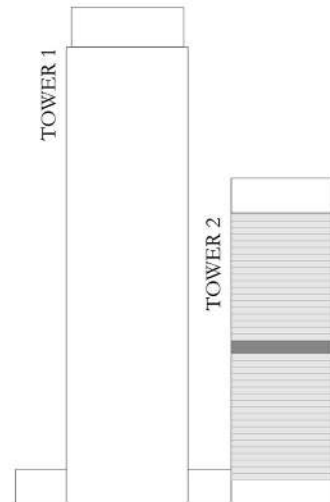


KEY PLAN LEVEL

21



KEY SECTION



# ST REGIS

DOWNTOWN • DUBAI

THE RESIDENCES

TOWER 2

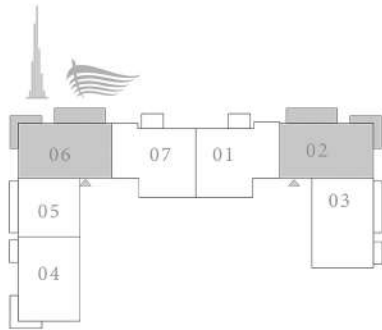
## 2 BEDROOM TYPE A

UNITS 02 & 06 | LEVEL 21

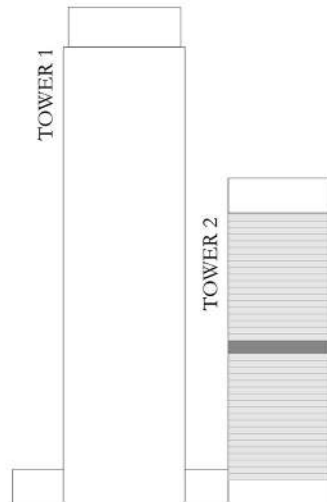
SUITE AREA	1141.73 SQ.FT.	106.07 SQ.M.
BALCONY AREA	268.13 SQ.FT.	24.91 SQ.M.
TOTAL AREA	1409.86 SQ.FT.	130.98 SQ.M.

KEY PLAN LEVEL

21



KEY SECTION



# ST REGIS

DOWNTOWN • DUBAI

THE RESIDENCES

TOWER 2

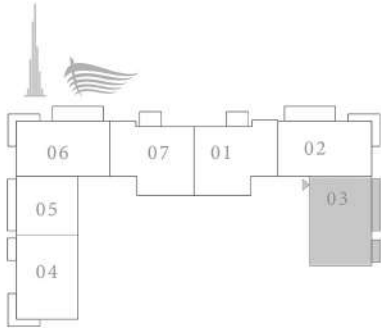
## 2 BEDROOM TYPE E

UNIT 03 | LEVEL 21

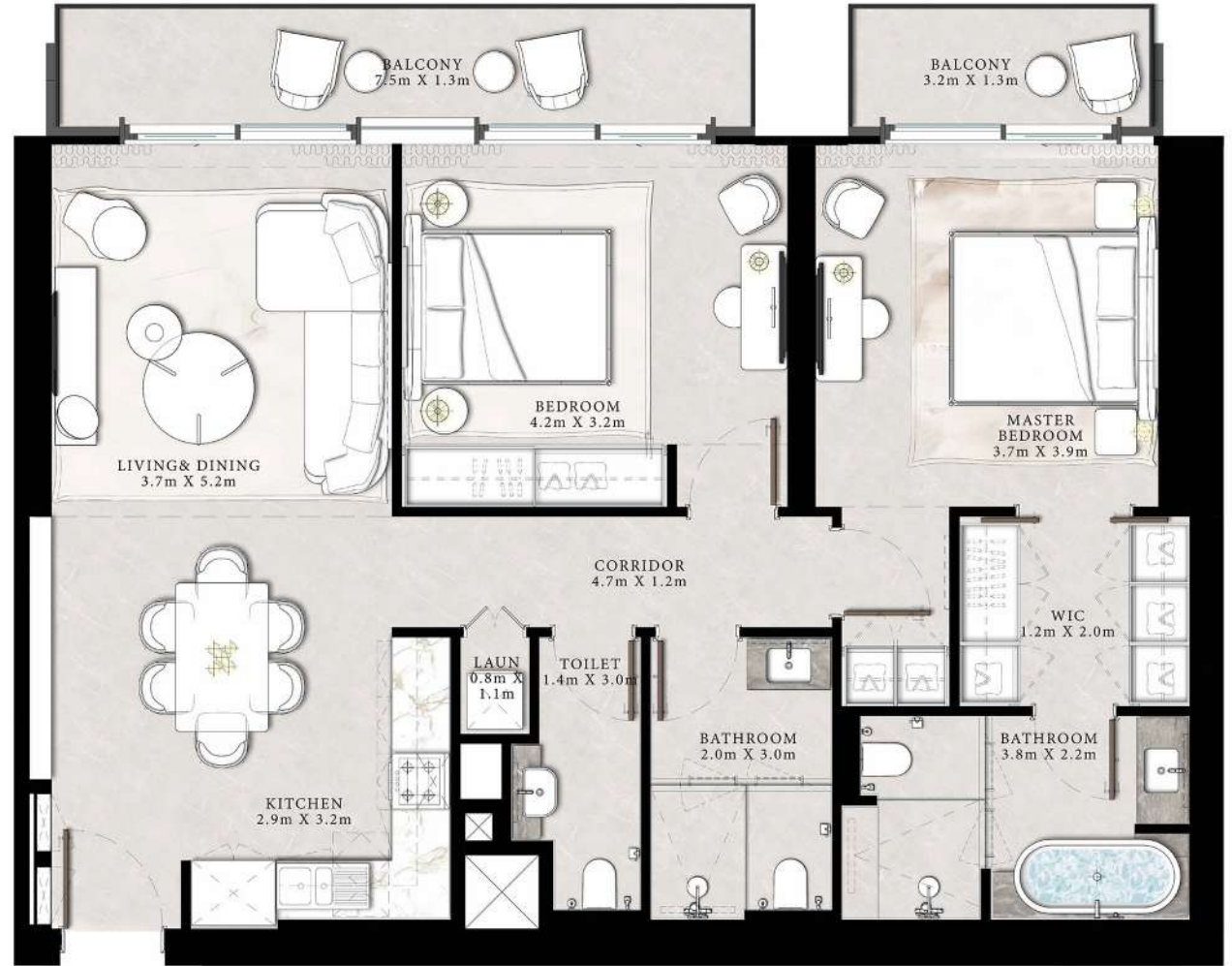
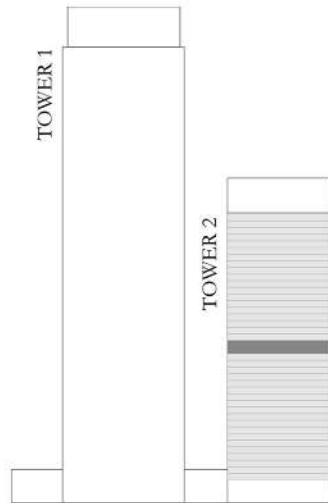
SUITE AREA	1185.11 SQ.FT.	110.10 SQ.M.
BALCONY AREA	157.37 SQ.FT.	14.62 SQ.M.
TOTAL AREA	1342.48 SQ.FT.	124.72 SQ.M.

KEY PLAN LEVEL

21



KEY SECTION



# STREGIS

DOWNTOWN • DUBAI

THE RESIDENCES

TOWER 2

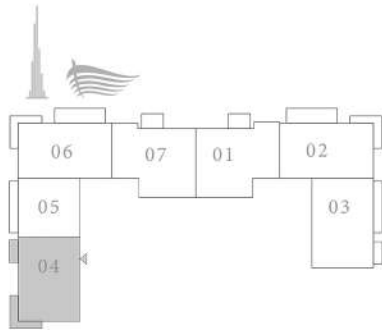
## 2 BEDROOM TYPE B

UNIT 04 | LEVEL 21

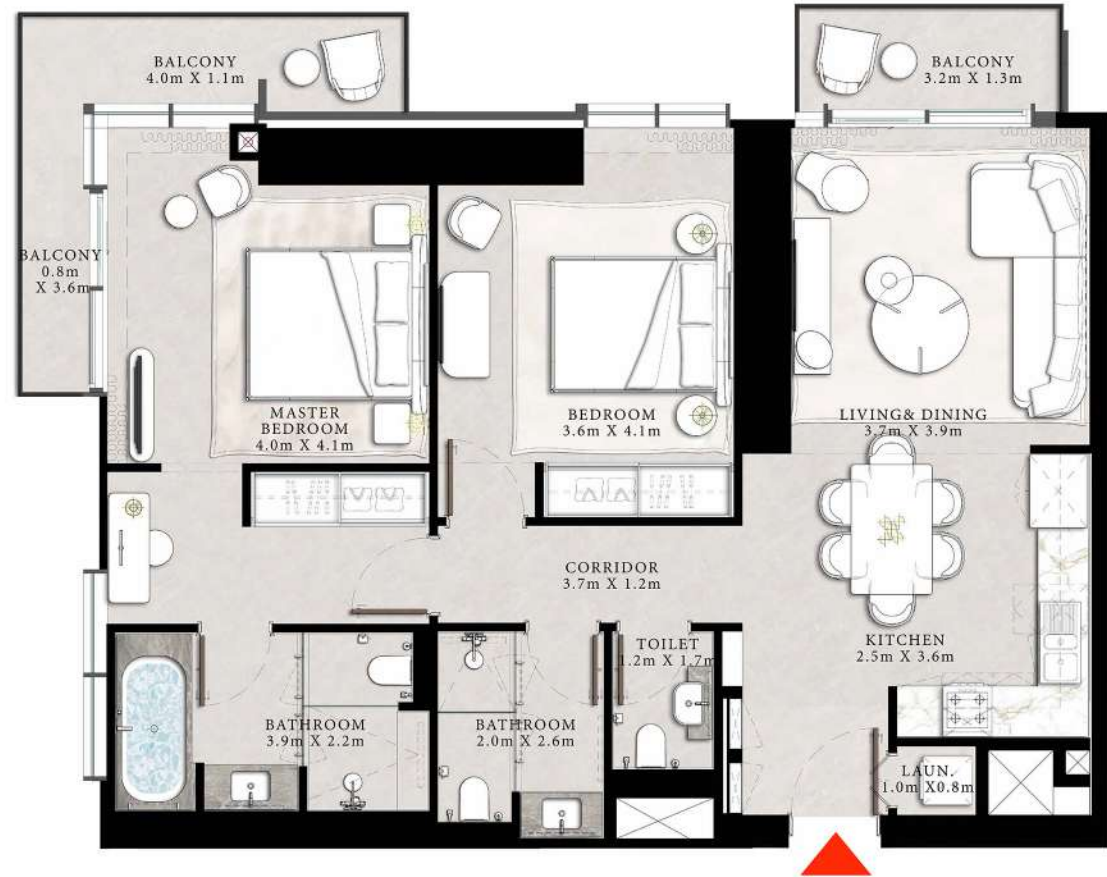
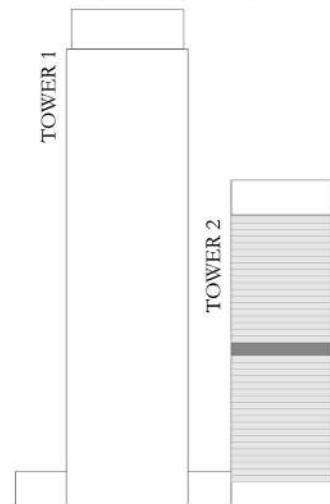
SUITE AREA	1132.15 SQ.FT.	105.18 SQ.M.
BALCONY AREA	154.35 SQ.FT.	14.34 SQ.M.
TOTAL AREA	1286.50 SQ.FT.	119.52 SQ.M.

KEY PLAN LEVEL

21



KEY SECTION



# STREGIS

DOWNTOWN • DUBAI

THE RESIDENCES

TOWER 2

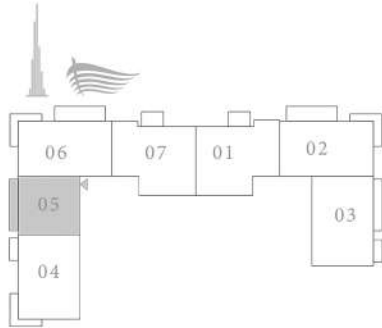
## 1 BEDROOM TYPE B

UNIT 05 | LEVEL 21

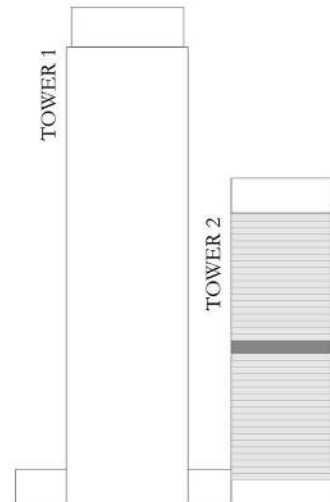
SUITE AREA	785.77 SQ.FT.	73.00 SQ.M.
BALCONY AREA	109.58 SQ.FT.	10.18 SQ.M.
TOTAL AREA	895.35 SQ.FT.	83.18 SQ.M.

KEY PLAN LEVEL

21



KEY SECTION



# STREGIS

DOWNTOWN • DUBAI

THE RESIDENCES

TOWER 2

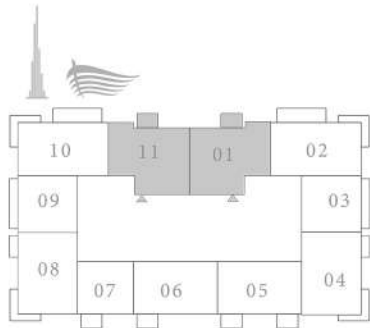
## 2 BEDROOM TYPE C

UNITS 01 & 11 | LEVEL 22

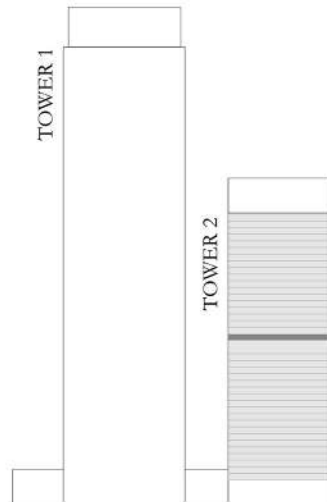
SUITE AREA	1214.92 SQ.FT.	112.87 SQ.M.
BALCONY AREA	71.15 SQ.FT.	6.61 SQ.M.
TOTAL AREA	1286.07 SQ.FT.	119.48 SQ.M.

KEY PLAN LEVEL

22



KEY SECTION



# STREGIS

DOWNTOWN • DUBAI

THE RESIDENCES

TOWER 2

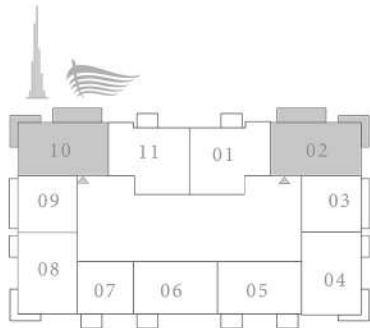
## 2 BEDROOM TYPE A

UNITS 02 & 10 | LEVEL 22-40

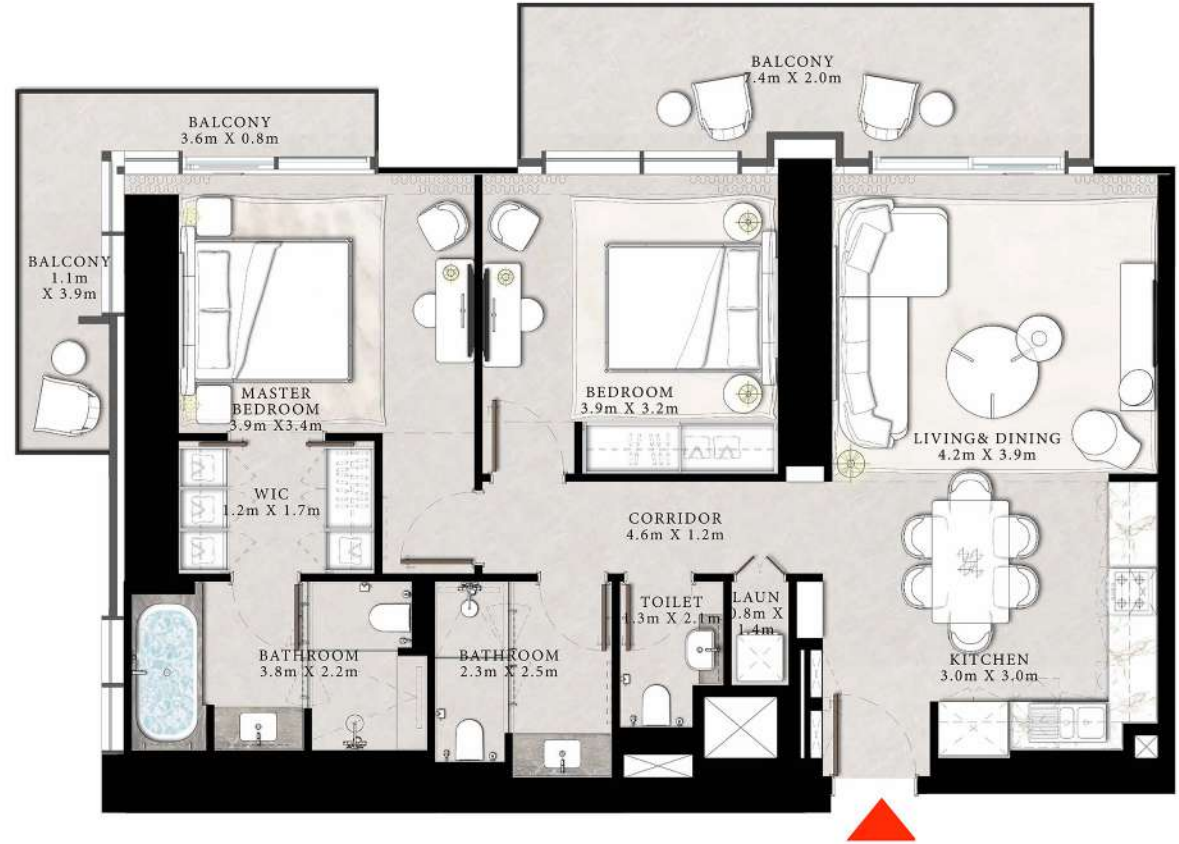
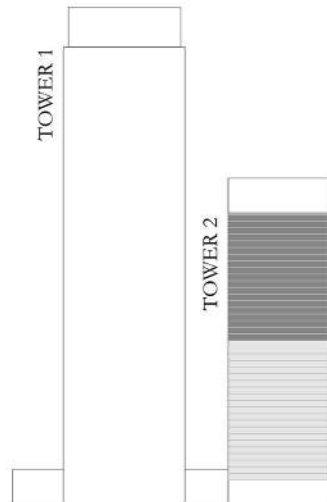
SUITE AREA	1141.84 SQ.FT.	106.08 SQ.M.
BALCONY AREA	268.02 SQ.FT.	24.90 SQ.M.
TOTAL AREA	1409.86 SQ.FT.	130.98 SQ.M.

KEY PLAN LEVEL

22-40



KEY SECTION





# STREGIS

DOWNTOWN • DUBAI

THE RESIDENCES

TOWER 2

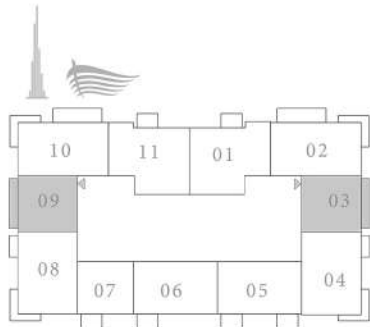
## 1 BEDROOM TYPE B

UNITS 03 & 09 | LEVEL 22-40

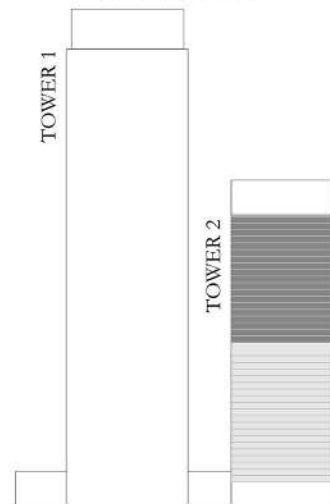
SUITE AREA	785.77 SQ.FT.	73.00 SQ.M.
BALCONY AREA	109.58 SQ.FT.	10.18 SQ.M.
TOTAL AREA	895.35 SQ.FT.	83.18 SQ.M.

KEY PLAN LEVEL

22-40



KEY SECTION



# STREGIS

DOWNTOWN • DUBAI

THE RESIDENCES

TOWER 2

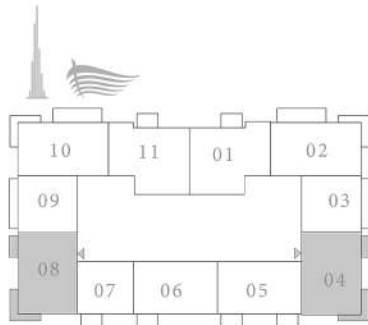
## 2 BEDROOM TYPE B

UNITS 04 & 08 | LEVEL 22-40

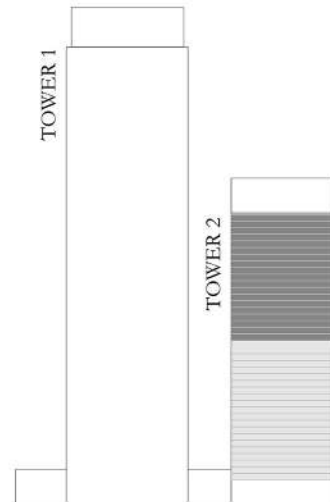
SUITE AREA	1134.41 SQ.FT.	105.39 SQ.M.
BALCONY AREA	154.35 SQ.FT.	14.34 SQ.M.
TOTAL AREA	1288.76 SQ.FT.	119.73 SQ.M.

KEY PLAN LEVEL

22-40



KEY SECTION



# STREGIS

DOWNTOWN • DUBAI

THE RESIDENCES

TOWER 2

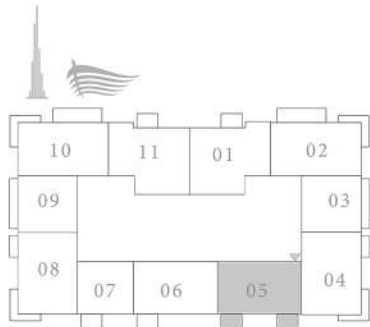
## 2 BEDROOM TYPE D

UNIT 05 | LEVEL 22

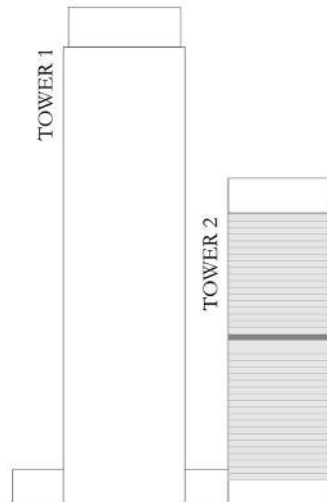
SUITE AREA	1079.84 SQ.FT.	100.32 SQ.M.
BALCONY AREA	142.41 SQ.FT.	13.23 SQ.M.
TOTAL AREA	1222.25 SQ.FT.	113.55 SQ.M.

KEY PLAN LEVEL

22



KEY SECTION



# STREGIS

DOWNTOWN • DUBAI

THE RESIDENCES

TOWER 2

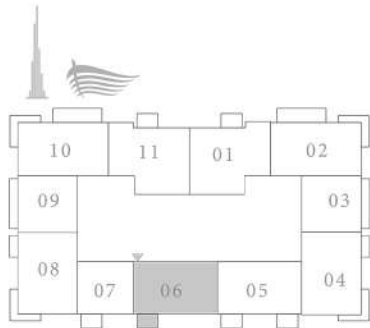
## 2 BEDROOM TYPE D1

UNIT 06 | LEVEL 22-40

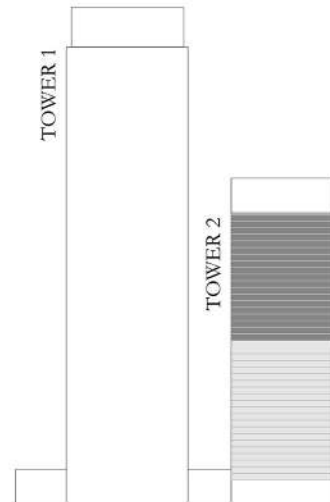
SUITE AREA	1089.63 SQ.FT.	101.23 SQ.M.
BALCONY AREA	71.15 SQ.FT.	6.61 SQ.M.
TOTAL AREA	1160.78 SQ.FT.	107.84 SQ.M.

KEY PLAN LEVEL

22-40



KEY SECTION



# ST REGIS

DOWNTOWN • DUBAI

THE RESIDENCES

TOWER 2

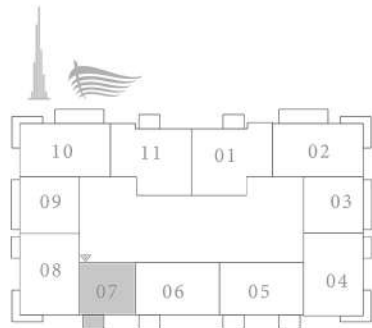
## 1 BEDROOM TYPE A

UNIT 07 | LEVEL 22-40

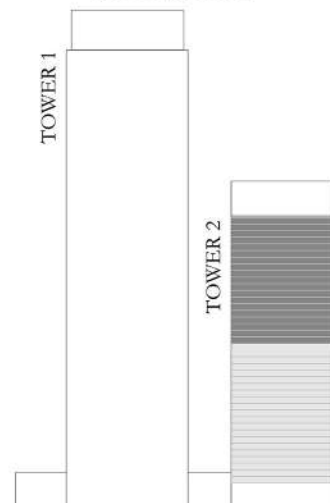
SUITE AREA	720.97 SQ.FT.	66.98 SQ.M.
BALCONY AREA	71.15 SQ.FT.	6.61 SQ.M.
TOTAL AREA	792.12 SQ.FT.	73.59 SQ.M.

KEY PLAN LEVEL

22-40



KEY SECTION



# ST REGIS

DOWNTOWN • DUBAI

THE RESIDENCES

TOWER 2

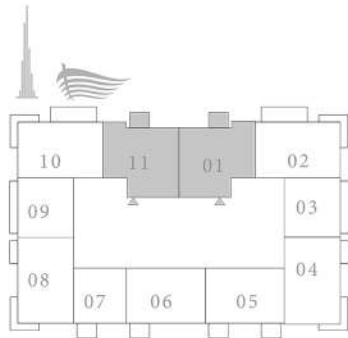
## 2 BEDROOM TYPE C

UNITS 01 & 11 | LEVEL 23-40

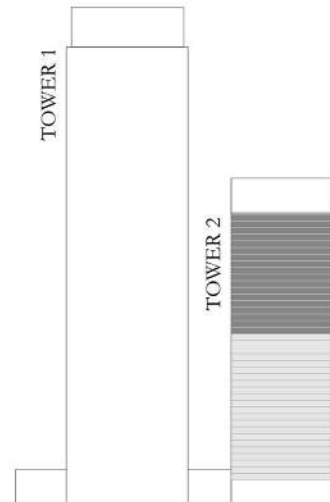
SUITE AREA	1216.32 SQ.FT.	113.00 SQ.M.
BALCONY AREA	71.15 SQ.FT.	6.61 SQ.M.
TOTAL AREA	1287.47 SQ.FT.	119.61 SQ.M.

KEY PLAN LEVEL

23-40



KEY SECTION



# STREGIS

DOWNTOWN • DUBAI

THE RESIDENCES

TOWER 2

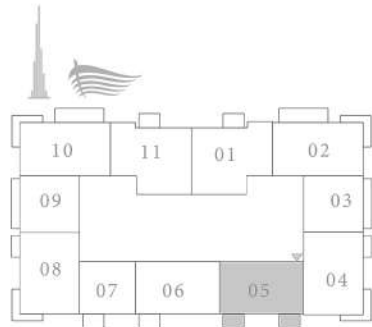
## 2 BEDROOM TYPE D

UNIT 05 | LEVEL 23-40

SUITE AREA	1079.51 SQ.FT.	100.29 SQ.M.
BALCONY AREA	142.41 SQ.FT.	13.23 SQ.M.
TOTAL AREA	1221.92 SQ.FT.	113.52 SQ.M.

KEY PLAN LEVEL

23-40



KEY SECTION

